

# EC bricks

your environmentally friendly, economical solution to winter heating

- Eco Bricks are environmentally friendly, additive free, compressed hardwood sawdust bricks used for home heating fuel in wood burning stoves, wood burning fireplaces, outdoor fire pits, etc.
- Clean storage, cost effective
- Burns longer than cordwood
- BTUs and retail cost of  
1-42"x42"x48" skid Eco Bricks =  
1-48"x48"x96" cord of well  
seasoned fire wood.



# EC brick



your environmentally friendly, economical solution to winter heating

**EC brick**, pressed sawdust fireplace fuel, is an effective alternative to other fuels such as fuel oil and coal. Unlike coal and other fossil fuels that extract CO<sub>2</sub> from the ground and deposit it into the atmosphere when burnt, Eco Bricks are made from sawdust and are considered CO<sub>2</sub> neutral because the trees they are manufactured from extract more CO<sub>2</sub> from the atmosphere than the logs emit when burnt for heat. As a matter of fact, Eco Bricks produce 52% less particulate matter to the atmosphere than cordwood.

Eco-bricks are **twice the density of cordwood** and about the same energy density as coal with burn times significantly longer than cordwood.

Eco-bricks are a **consistent size** for easier storage than cordwood.

1 ton of Eco-bricks = one cord of wood.

1 ton of Eco-bricks = 1 42"x42"x48" skid.

Cord of wood = 48"x48"x96" of storage space.

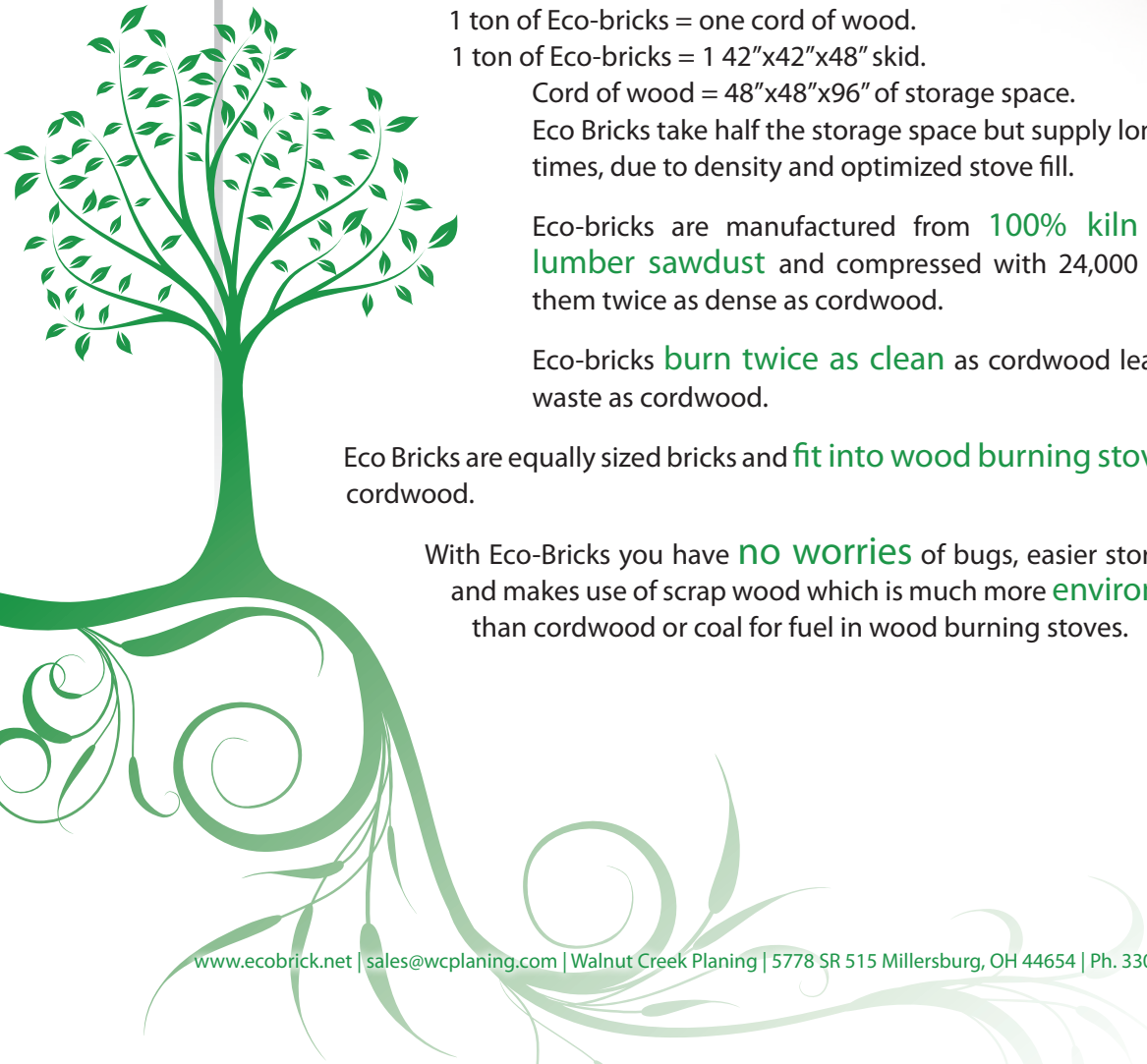
Eco Bricks take half the storage space but supply longer burn times, due to density and optimized stove fill.

Eco-bricks are manufactured from **100% kiln dried hardwood lumber sawdust** and compressed with 24,000 lbs pressure making them twice as dense as cordwood.

Eco-bricks **burn twice as clean** as cordwood leaving ½ as much ash waste as cordwood.

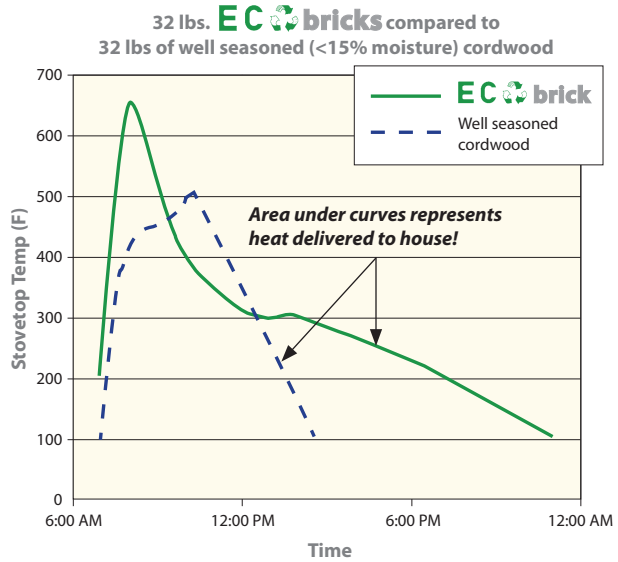
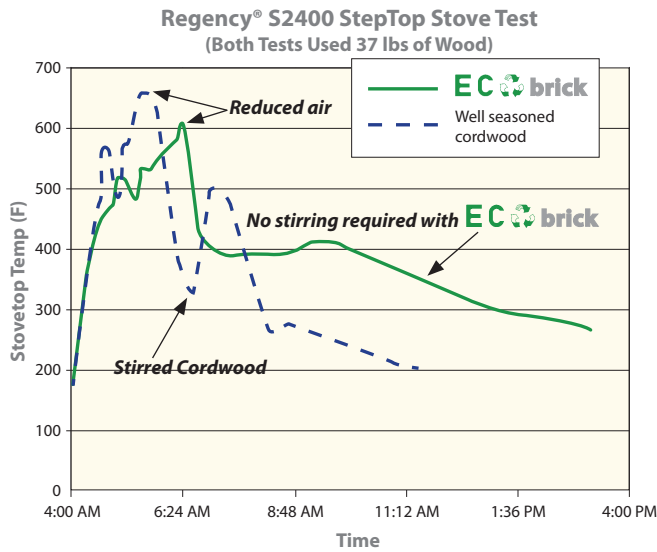
Eco Bricks are equally sized bricks and **fit into wood burning stoves** much better than cordwood.

With Eco-Bricks you have **no worries** of bugs, easier storage, much less mess and makes use of scrap wood which is much more **environmentally friendly** than cordwood or coal for fuel in wood burning stoves.

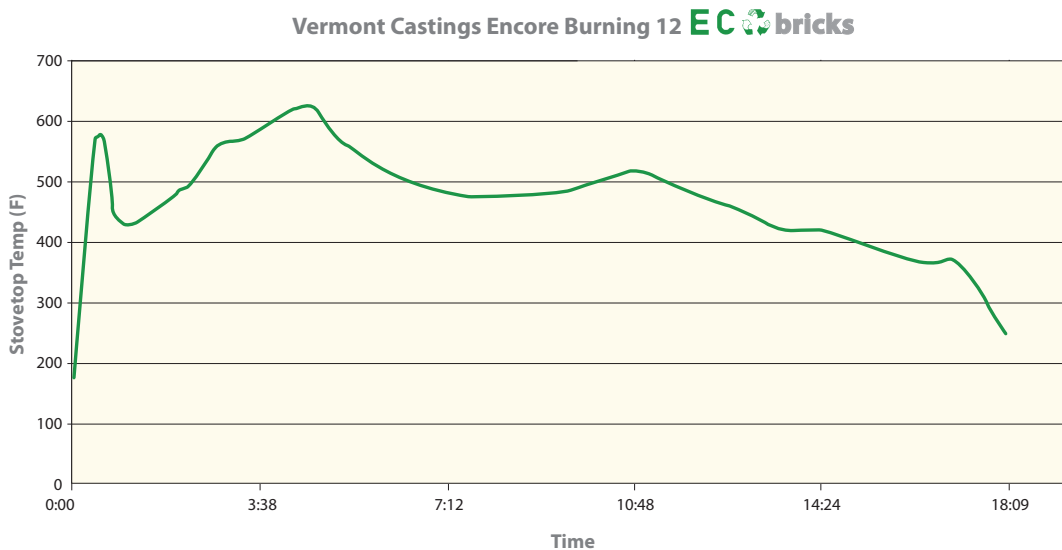


# The results are in!

**EC brick** pressed hardwood fireplace bricks outperform seasoned hardwood firewood in burning tests.



Eco-bricks **burn longer** than the same weight in firewood logs.



Ask for new **EC bricks** at your nearest retail fireplace supply store now

## firestart



Build a teepee around newsprint or fire sticks and establish a strong coal bed. This is the first step to firing any type of wood stove or fireplace fire.

### **Caution!**

Eco-bricks are a very dry all-wood product. Use only in well maintained stove or fireplace and control air flow to prevent overheating and extend burn times.

## burning Eco-bricks in stove with rear combustion chamber



Push coals into mouth of rear combustion chamber, covering it by as much as two-thirds.



Build a wall of bricks in front and over coals, packing bricks tight together and laying them flat as much as possible.  
**Stay behind fire irons with fuel.**

Once fire is going well close damper to direct air flow through mouth of rear combustion chamber.

## burning Eco-bricks in catalytic stove or stove with combustion air tubes in firebox



Start teepee in fire box and establish strong coals.



Push coals to back corner of stove and build wall in front of and over coal bed, laying Eco-bricks flat and tight together. Alternate stacking "ECO" insignia facing forward and sideways to further cut down on air flow through stack.

Eco-bricks grow slightly when burning. **Do not pack too closely to glass or top lid.**

Always maintain some flame in the firebox. You need to burn the smoke (with flame) in order to extract heat from the wood. You should see little or no smoke in the chimney.

Distributed By: