

# **Central Boiler**

## **Heating Accessories and Parts Catalog**

**To place an order  
use the dealer locator on our website:**

**[www.centralboiler.com](http://www.centralboiler.com)**

**or call for nearest dealer:**

**1-800-248-4681 or 218-782-2575**

## TABLE OF CONTENTS

Water-to-Water Heat Exchanger Products . . . . .	2-3
Water-to-Water Heat Exchanger Products, Pumps and Pump Accessories . . . . .	4
PEX Pipe, Fittings and Related . . . . .	5
ThermoPEX, Central Therm, Manifolds and Water-to-Water Exchangers . . . . .	6
Water-to-Water Exchangers . . . . .	7
Connections, Solder and Flux . . . . .	8
Valves, Manifolds, Strainers, Connections, Adapters . . . . .	9
Thermostats, Transformers, Aquastats . . . . .	10
Baseboards, Copper Connections . . . . .	11
Push-Fit Fittings . . . . .	12
Maintenance and Replacement Products . . . . .	13
Maintenance and Replacement Products - Classic and Pallet Burner . . . . .	14-15
Maintenance and Replacement Products - E-Classic . . . . .	16
Chimney Components - Classic, E-Classic and Pallet Burner . . . . .	17
Maintenance and Replacement Products - Maxim . . . . .	18-19
Chimney Components - Maxim . . . . .	20-21
Numerical Parts List . . . . .	22-23
Definitions . . . . .	24
System Diagrams . . . . .	25-31
Dimensions and Measurements . . . . .	33
Sample Parts List and Order List . . . . .	35
Parts List and Order List . . . . .	37

### NOTE

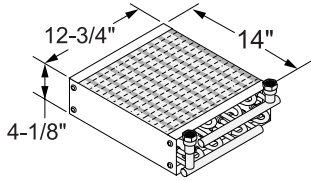
All installations must be performed by a qualified installer and must be in accordance with all applicable codes and regulations.

# ALPHABETICAL INDEX

2-Way Zone Valve, 24-Volt	10	High Limit Switch/Snap Disc	15	<b>MAXIM PARTS</b>	
24-Volt Transformer	10	Hoe	14	24V Transformer	18
3-Way Valve	9	Hot Filter & Cartridge	9	3/8" Cleaning Rod	18
3-Way Zone Valve, 24-Volt	10	Indoor Water Temperature Indicator Kit	13	43-Bushel Hopper Kit	18
45° Street Elbow	8	Isolation Flange Kit, 1-1/4"	4	6" Chimney Band Clamp Kit	21
8" Chimney Band Clamp Kit	17	Isolation Flange with Drain Valve, 3/4"	4	6" Chimney Cap	20
8" Chimney Base Brace Kit	17	Kickspace Hydronic Heater	4	Aerator	18
8" Chimney Guy-Wire Band Kit	17	Latch Spring Clip	16	Air Proving Switch Upgrade Kit	19
90° Elbow, Copper	11	LED Temperature Display	15	Ash Scoop	18
90° Reducing Elbow, Copper	11	Lens & Light Bulb	15	Attic Radiation Shield	20
90° Street Elbow	8	Light Switch	15	Auxiliary Auger Kits for Maxim	18
90° Street Elbow, 1" Copper	11	Line Voltage Thermostat	15	Burn Chamber Gasket Only	19
Adjustable Aquastat, Immersible	10	Linkage	14	Burn Chamber w/Gasket	19
Adjustable Aquastat, Surface Mount	10	Louvers	3	Burner Auger	19
Air Handler Cabinet	3	Male Adapter, 3/4" Hose	9	Burner Auger Motor	19
Ash Rake	14	Male Adapter, Copper	11	Chimney Attachment Ring	21
Ash Shovel	14	Manifold	9	Chimney Elbow	20
Ashtrol	14	Manifold w/o Valves	6	Chimney Lengths	20
Automatic Vent Valve	7	Manifold w/Valves	6	Combustion Fan	19
Backflow Preventer	9	Mercury Free 24-Volt Thermostat	10	Door Latch	19
Ball Valve	8	Monoflo Copper Tee	8	Door Seal Rope/Chimney Transition Box Cover	18
Baseboard Corners	11	Natural Gas Conversion Kit	16	Seal Rope	18
Baseboard End Cap	11	Nipple	8	Fan Relay	19
Baseboard Joiner	11	O-Ring Set	4	Finishing Support	20
Baseboard, Complete	11	Panel Radiators	7	Firebox Temp Sensor	19
Black Silicone Adhesive, High Temperature	13	PEX 1-1/4" Pipe	9	Firestop	20
Blower & Motor	3	PEX 90° Elbow	5	Flashing, Adjustable Roof	20
Blower Fan	16	PEX Adapter	5	Flashing, Flat Roof	20
Brass Coupling	9	PEX Adapter	5	Gas Burner Valve	19
Brass Elbow	9	PEX Adapter	5	Gas Hose w/Regulator	19
Brass Hex Bushing	8	PEX Brass Clamp Fittings	5	Gas Ignition Module	19
Brass Hose Bib	8	PEX Coupling	5	Guy-Wire Band	21
Brass Male Adapter	8	PEX Crimp Ring / Crimp Tools	5	Hopper Extension Kit	18
Brass Offset Tee, 4"	8	PEX Hanger	6	Insulation, Door	18
Brass Pipe Union, FIP	8	PEX Pipe Cutter	5	Isolation Auger Motor	19
Brass Swing Check Valve	9	PEX Stainless Steel Clamp Crimp Ring	5	Propane Shut-off with Level Indicator	18
Brass Tee, 3/4"	8	PEX Tee	5	Radiation Shield	20
Cam Latch/Cam Lock Bushings with Collar	14	Photoelectric Eye	15	Reinforced Wall Band	21
Cast Iron Manifold	9	Pipe Plug	8	Round Pipe Caps	18
Central Boiler Clamp, 1"	5	Plate Heat Exchanger	6	Snap Disc	18
Central PEX 1" Pipe	5	Plate Mounting Bracket	6	Stainless Steel Chimney Sections	20
Central PEX 1" Pipe Sections	5	Plug-In Thermostat	10	Transition Box Service Kit	18
Central PEX 1/2" Pipe	5	Pool Aquastat	10	Universal Offset/Wall Support	20
Central Therm Sleeve Dispenser	6	Power Supply Cord	4	Universal Roof Brace	21
Central Therm Insulation	6	Propane Shut-off with Level Indicator	16	Universal Roof Support	20
Central Therm Sleeve	6	Pump Flange Kits	4	Vent Cap	18
Ceramic Refractory Grate - Front	16	Push-fit Fittings	12	Wall Band Extension	21
Ceramic Refractory Grate - Left Center	16	Push-fit Fittings Water Heater Kit	12	Wall Radiation Shield	20
Ceramic Refractory Grate - Rear	16	Ratchet Cinch Tool	5		
Ceramic Refractory Grate - Right Center	16	Ratchet Crimp Tool	5		
Chimney Attachment Ring	17	Recessed Wall Hydronic Heater	3		
Chimney Components	17	Reducer, Copper	11		
Chimney Support Brace Kit	17	Reducing Tee, Copper	11		
Cleaning Brush	8	Relay Kit, Solid State	15		
Connector, Straight	12	Rocker Switch	15		
Contact Block	15	Selector Switch	15		
Copper Coupling	11	Sight Gauge Components	14		
Copper End Cap	11	Sludge Conditioner	13		
Corrosion Inhibitor Plus	13	Solder & Soldering Flux	8		
Coupling, Reducing	12	Solenoid	15		
Coupling, Straight	12	Space Heater Cabinet (50k Btu)	3		
Decoiler	13	Space Heater (100k Btu)	3		
Depth Gauge/Deburring Tool	12	Space Heater (140k Btu)	3		
Digital Temp Controller	16	Spark Arrestor	17		
Digital Temperature Controller	15	Stainless Steel Chimney Sections	17		
Disconnect Clip	12	Suspended Space Heater (100k Btu)	2		
Diverter Tee	8	Suspended Space Heater (220k Btu)	2		
Door Lock Kit	14	Sweat Ball Valve	11		
Door Seal Kit	14, 16	Taco Pump Replacement Cartridges	4		
Door Seal Rope	14, 16	Taco Pumps - 006 Series	4		
Draft Inducer	14	Taco Pumps - 007 Series	4		
Drain Coupling, Copper	11	Taco Pumps - 009 & 014 Series	4		
Elbow	12	Tee	12		
Fan Center Relay	13	Tee, 3/4" NPT	8		
Female Adapter	5	Tee, Copper	11		
Female Adapter, 3/4" Hose	9	Temperature Gauges	13		
Female Adapter, Copper	11	Temperature Sensing Wire	15		
Fin Comb	13	Tempering Valve	10		
Firebrick	16	ThermoPEX Coupling Kit	6		
Fittings Kit, Threaded	7	ThermoPEX Termination Cap	6		
Fixed Aquastat, 175 F	10	ThermoPEX	6		
Floor Hydronic Heater	4	Thermostatic Mixing Valve	10		
Flow Check Valve	7	Thermostatic Radiator Valves	7		
Flue Brush & Handle	13	Tile Tape	13		
Fuse & Socket	13	Time Delay Relay	15		
Fuse Holder & Fuses	15	Universal Heat Exchanger Mounting Kit	7		
Grate Rod	16	Vent Cap - Classic Models	14		
Grounding Rod Kit	13	Vent Elbow, Copper	11		
Heat Exchanger Coil (100k Btu)	2	Wall Mount Hydronic Heater	3		
Heat Exchanger Coil (125k Btu)	2	Water Softener Cartridge	13		
Heat Exchanger Coil (140k Btu)	2	Water Test Kit	13		
Heat Exchanger Coil (185k Btu)	2	Water-to-Water Heat Exchanger & Fittings Kit	7		
Heat Exchanger Coil (220k Btu)	2	Water-to-Water Heat Exchanger, Double Wall	7		
Heat Exchanger Coil (50k Btu)	2	Water-to-Water Heat Exchanger, Shell & Tube	7		
Heat Exchanger Coil (80k Btu)	2	Y-Strainer	9		
Heat Exchanger Coil (95k Btu)	2				
Hex Bushing	8				

# WATER-TO-WATER HEAT EXCHANGER PRODUCTS

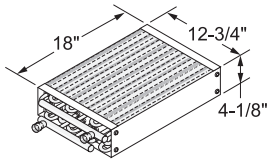
## Heat Exchanger Coil (50k Btu)



Water-to-air heat exchanger coil with 90° 3/4" female pipe thread (FPT) outlets. Dimensions: 12-3/4" x 14" x 4-1/8".

p/n	Description
287	Heat Exchanger Coil, 50k Btu

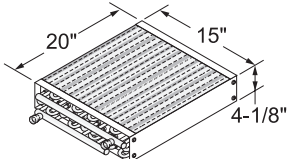
## Heat Exchanger Coil (80k Btu)



Water-to-air heat exchanger coil with straight 3/4" FPT outlets. Used in forced-air furnaces with plenum size of approximately 13" x 18". Dimensions: 12-3/4" x 18" x 4-1/8".

p/n	Description
109	Heat Exchanger Coil, 80k Btu

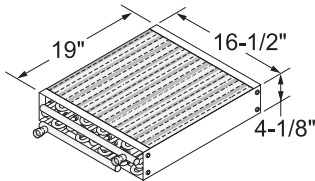
## Heat Exchanger Coil (95k Btu)



Water-to-air heat exchanger coils with straight 3/4" FPT outlets. Used in forced-air furnaces with plenum size of approximately 15" x 18". Dimensions: 15" x 20" x 4-1/8".

p/n	Description
102	Heat Exchanger Coil, 95k Btu

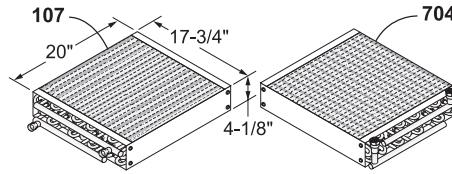
## Heat Exchanger Coil (100k Btu)



Water-to-air heat exchanger coil with straight 3/4" FPT outlets. Used in forced-air furnaces with plenum size of approximately 17" x 18". Dimensions: 16-1/2" x 19" x 4-1/8".

p/n	Description
106	Heat Exchanger Coil, 100k Btu

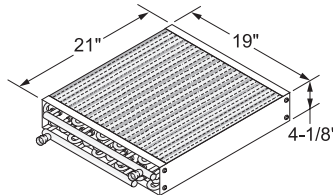
## Heat Exchanger Coil (125k Btu)



Water-to-air heat exchanger coil with straight (p/n 107) or 90-degree (p/n 704) 3/4" FPT outlets. Used in forced-air furnaces with plenum size from approximately 18" x 18" to 18" x 20". Dimensions: 17-3/4" x 20" x 4-1/8".

p/n	Description
107	Heat Exchanger Coil, 125k Btu, straight outlets
704	Heat Exchanger Coil, 125k Btu, 90° outlets

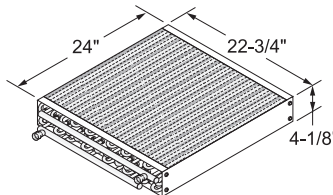
## Heat Exchanger Coil (140k Btu)



Water-to-air heat exchanger coil with straight 3/4" FPT outlets. Used in forced-air furnaces with plenum size of approximately 20" x 20". Dimensions: 19" x 21" x 4-1/8".

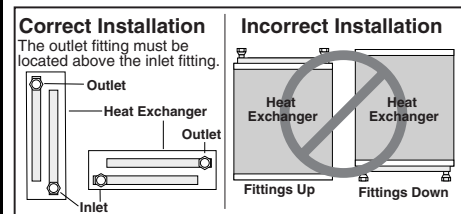
p/n	Description
108	Heat Exchanger Coil, 140k Btu

## Heat Exchanger Coil (185k Btu)

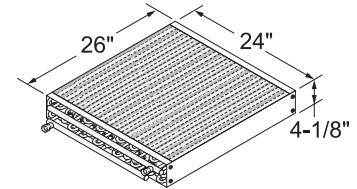


Water-to-air heat exchanger coil with straight 3/4" FPT outlets. Used in forced-air furnaces with plenum size of approximately 23" x 23". Dimensions: 22-3/4" x 24" x 4-1/8".

p/n	Description
110	Heat Exchanger Coil, 185k Btu



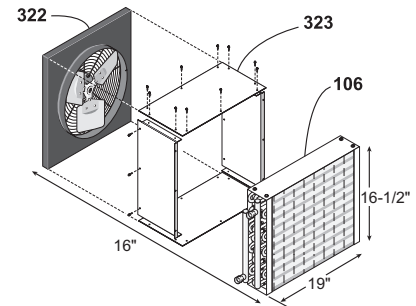
## Heat Exchanger Coil (220k Btu)



Water-to-air heat exchanger coil with straight 3/4" FPT outlets. Used in forced-air furnaces with plenum size of approximately 24" x 24". Dimensions: 24" x 26" x 4-1/8".

p/n	Description
111	Heat Exchanger Coil, 220k Btu

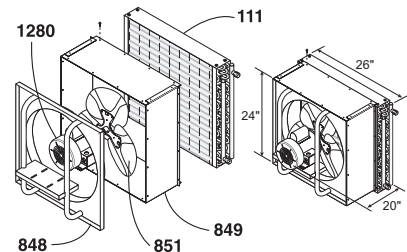
## Suspended Space Heater (100k Btu)



Order the following components for a complete Suspended Space Heater (100k Btu). Some assembly required. Assembled size approximately 19" x 16-1/2" x 16". Allow at least 6" on side for fittings.

p/n	Description
322	Fan
323	Transition
106	Heat Exchanger Coil, 100k Btu

## Suspended Space Heater (220k Btu)

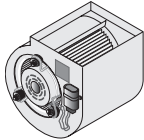


Order the following components for a complete Suspended Space Heater (220k Btu). Some assembly required. Assembled size approximately 26" x 24" x 20". Allow at least 6" on side for fittings.

p/n	Description
111	Heat Exchanger Coil, 220k Btu
849	Transition
848	Motor Frame
851	Fan Blades
1280	Fan Motor

# WATER-TO-WATER HEAT EXCHANGER PRODUCTS

## Blower & Motor



Blower & Motor assembly available in different sizes.

p/n	Description
203	Blower & Motor, 1/15-hp
154	Blower & Motor, 1/4-hp
208	Blower & Motor, 1-hp

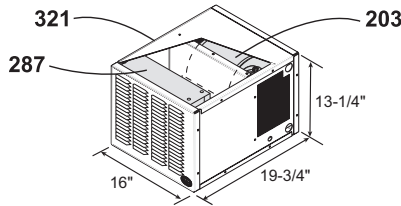
## Louvers



Bolt on to the face of the heat exchanger to direct heat downward.

p/n	Description
355	Louvers, fit Heat Exchanger Coil (p/n 106)
354	Louvers, fit Heat Exchanger Coil (p/n 108)
353	Louvers, fit Heat Exchanger Coil (p/n 111)

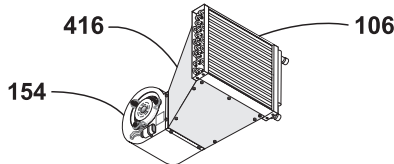
## Space Heater Cabinet (50k Btu)



Cabinet for housing 1/15-hp Blower & Motor (p/n 203) and 50k Btu Heat Exchanger Coil (p/n 287). Each sold separately. Some assembly required. Dimensions: 16" x 19-3/4" x 13-1/4".

p/n	Description
321	Space Heater Cabinet

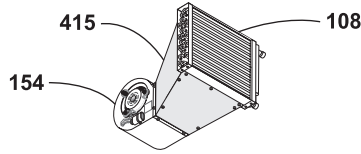
## Space Heater (100k Btu)



Order the following components for a Space Heater (100k Btu). Some assembly required. Assembled size approximately 19" x 21" x 33".

p/n	Description
416	Transition
154	Blower & Motor, 1/4-hp
106	Heat Exchanger Coil, 100k Btu

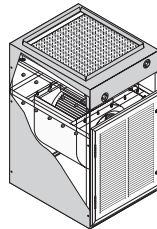
## Space Heater (140k Btu)



Order the following components for a Space Heater (140k Btu). Some assembly required. Assembled size approximately 19" x 21" x 33".

p/n	Description
415	Transition
154	Blower & Motor, 1/4-hp
108	Heat Exchanger Coil, 140k Btu

## Air Handler Cabinet

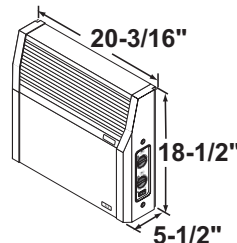


Air Handler Cabinet is available in two sizes, allowing multiple applications from 100k Btu to 220k Btu (refer to the chart below for specific applications). Blower & Motor and Heat Exchanger Coil are sold separately. Air Handler Cabinet door is capable of holding a filter (not included). Some assembly will be required.

NOTE: If utilizing an existing 24-volt thermostat to control blower, a Fan Center Relay (p/n 515) must be used.

p/n	Description
301	Air Handler Cabinet (36" x 20" x 23") for heat exchanger coils from 100k-140k Btu and 1/4-hp Blower & Motor
303	Air Handler Cabinet (39" x 25" x 28") for heat exchanger coils from 185k-220k Btu and 1-hp Blower & Motor

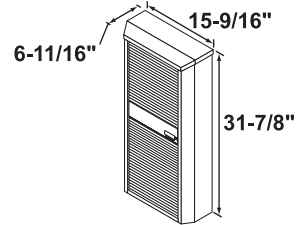
## Wall Mount Hydronic Heater



Myson Lo-Line™ LL 6-4 wall mount, fan-forced hydronic heater with thermostat, output of 4,985-6,975 Btu/hr. Dimensions: 20-3/16" x 18-1/2" x 5-1/2".

p/n	Description
6776	Myson Lo-Line LL 6-4 Hydronic Heater

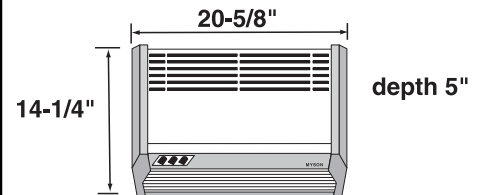
## Wall Mount Hydronic Heater



Myson Slim-Line™ SL 60 wall mount, fan-forced hydronic heater with thermostat, output of 11,880-15,290 Btu/hr. Dimensions: 15-9/16" x 31-7/8" x 6-11/16".

p/n	Description
6778	Myson Slim-Line SL 60 Hydronic Heater

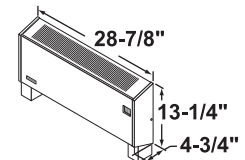
## Wall Mount Hydronic Heater



Myson Hi-Line™ HL 7-4 wall mount, fan-forced hydronic heater, output of 3,665-5,155 Btu/hr. Dimensions: 20-5/8" x 14-1/4" x 5".

p/n	Description
6777	Myson Hi-Line HL 7-4 Hydronic Heater

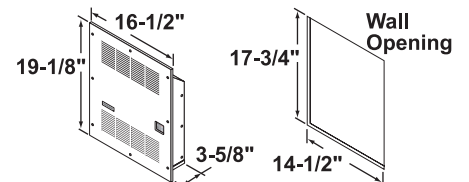
## Wall Mount Hydronic Heater



Myson CSU™ 15M wall mount, fan-forced hydronic heater. Output of 7,315-10,330 Btu/hr. Dimensions: 28-7/8" x 13-1/4" x 4-3/4".

p/n	Description
6779	Myson CSU 15M Hydronic Heater

## Recessed Wall Hydronic Heater

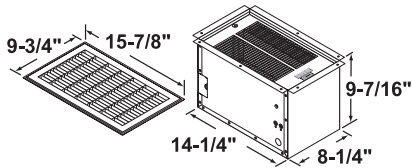


Myson Whispa™ II 5000 recessed wall, fan-forced hydronic heater, output of 4,225-5,305 Btu/hr. Dimensions: 19-1/8" x 16-1/2" x 3-5/8". Will require a wall opening of 17-3/4" x 14-1/2".

p/n	Description
6774	Myson Whispa II 5000 Hydronic Heater

# WATER-TO-WATER HEAT EXCHANGER PRODUCTS, PUMPS AND PUMP ACCESSORIES

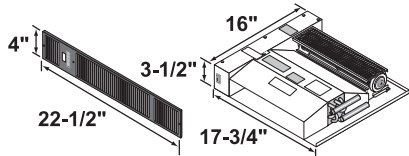
## Floor Hydronic Heater



Myson Whispa™ II recessed floor, fan-forced hydronic heater, output of 4,720-5,305 Btu/hr. Dimensions: 14-1/4" x 8-1/4" x 9-7/16". Cover is 9-3/4" x 15-7/8".

p/n	Description
6775	Myson Whispa II Hydronic Heater

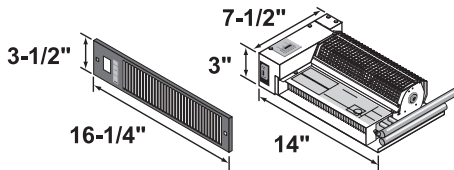
## Kickspace Hydronic Heater



Myson Whispa™ II Kickspace 9000 fan-forced hydronic heater, output of 9,055-10,875 Btu/hr. Dimensions: 17-3/4" x 16" x 3-1/2". Cover grill is 4" x 22-1/2".

p/n	Description
6773	Myson Whispa II Kickspace 9000 Hydronic Heater

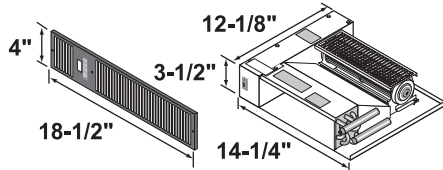
## Kickspace Hydronic Heater



Myson Whispa™ 50 Kickspace fan-forced hydronic heater, output of 2,760-3,165 Btu/hr. Dimensions: 14" x 7-1/2" x 3". Cover grill is 3-1/2" x 16-1/4".

p/n	Description
6771	Myson Whispa 50 Kickspace Hydronic Heater

## Kickspace Hydronic Heater



Myson Whispa™ II Kickspace 5000 fan-forced hydronic heater, output of 4,730-6,185 Btu/hr. Dimensions: 14-1/4" x 12-1/8" x 3-1/2". Cover grill is 4" x 18-1/2".

p/n	Description
6780	Myson Whispa II Kickspace 5000 Hydronic Heater

## Taco Pumps - 006 Series




Taco 006 Bronze Circulation Pump for domestic water systems. No flange required, 3/4" sweat connection.

size	hp	Amp	Watt	Head (ft)	Volume (gal/min)
006	1/40	0.52	59.8	9	10

p/n	Description
175	Taco 006 Pump

## Taco Pumps - 007 Series

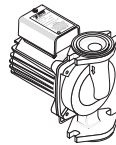


Taco 007 Circulation Pump requires flange kit (not included). Includes O-rings. Power Supply Cord (p/n 556) sold separately.

size	hp	Amp	Watt	Head (ft)	Volume (gal/min)
007	1/25	0.70	80.50	11	20
007 Priority	1/25	0.70	81.65	11	20

p/n	Description
171	Taco 007 Pump
413	Taco 007 Priority Pump

## Taco Pumps - 009 & 014 Series



Taco 009 and Taco 014 Circulation Pumps both require flange kit (not included). Includes O-rings. Power Supply Cord (p/n 556) sold separately.

size	hp	Amp	Watt	Head (ft)	Volume (gal/min)
009	1/8	1.40	161	34	8
014	1/8	1.55	178	22	32

p/n	Description
173	Taco 009 Pump
176	Taco 014 Pump

## Power Supply Cord



May be used to wire pumps when installed on furnaces. Includes strain relief.

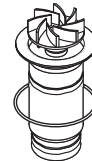
p/n	Description
556	Power Supply Cord, 32'

## O-Ring Set

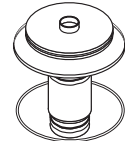
Set of two replacement O-rings for pump flange.

p/n	Description
542	O-Ring Set

## Taco Pump Replacement Cartridges



For 006 and 007 Pumps

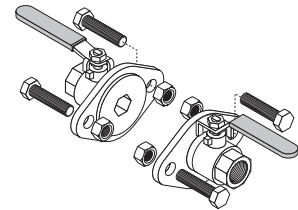


For 009 & 011 Pumps

Replacement cartridges for Taco 006, 007, 009, 011 and 014 series pumps. Each includes a 3-year warranty.

p/n	Application
222	Replacement Cartridge, 006 Series Pumps
170	Replacement Cartridge, 007 Series Pumps
172	Replacement Cartridge, 009 Series Pumps
219	Replacement Cartridge, 011 Series Pumps
179	Replacement Cartridge, 014 Series Pumps

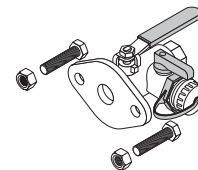
## Isolation Flange Kit, 1-1/4"



Kit includes flanges, nuts and bolts. Full port, valved flange body.

p/n	Description
224	"Free Floating" Flange Kit, 3/4"
225	Isolation Flange Kit, 1-1/4"

## Isolation Flange with Drain Valve, 3/4"

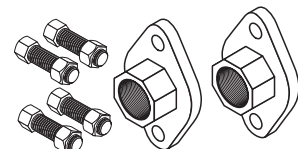


Includes flange, nuts and bolts.

p/n	Description
226	Isolation Flange with Drain Valve, 3/4"

NOTE: Price is for one flange only.

## Pump Flange Kits

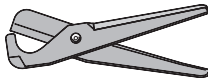


Each kit includes set of two female iron pipe (FIP) pump flanges. One set is used with each pump. Most installations use Pump Flange Kit, 3/4" (p/n 119).

p/n	Description
119	Pump Flange Kit, 3/4"
194	Pump Flange Kit, 1"
1272	Pump Flange Kit, 1-1/4"

# PEX PIPE, FITTINGS AND RELATED

## PEX Pipe Cutter



Used to cut PEX pipe up to 1-1/4" in diameter.

p/n	Description
195	PEX Pipe Cutter

## Central PEX® 1/2" Pipe



High-density, oxygen barrier, cross-link pipe. Rated for temperatures to 180°F at 100 psi. Available in rolls up to 1000 ft long. Excellent for radiant floor heating applications.

p/n	Description
1320	Central PEX 1/2" Pipe, 300'
1321	Central PEX 1/2" Pipe, 500'
1322	Central PEX 1/2" Pipe, 1000'

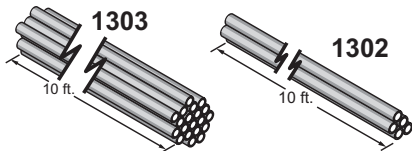
## Central PEX® 1" Pipe



High-density, cross-link pipe, rated for temperatures to 180°F at 100 psi.

p/n	Description
1311	Central PEX 1" Pipe, 100'
1312	Central PEX 1" Pipe, 200'
1313	Central PEX 1" Pipe, 300'
1314	Central PEX 1" Pipe, 500'

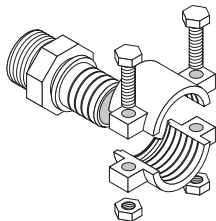
## Central PEX® 1" Pipe Sections



Central PEX 1" Pipe in 10-ft sections.

p/n	Description
1302	Central PEX 1" Pipe, 10' straight section, 5 per bag
1303	Central PEX 1" Pipe, 10' straight section, 20 per bag

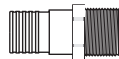
## PEX Brass Clamp Fittings



Brass adapter clamps for PEX pipe.

p/n	Description
5642	Brass Clamp Fittings, 1"
5643	Brass Clamp Fittings, 1-1/4"

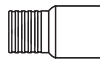
## PEX Adapter



For adapting threaded pipe to Central PEX pipe.

p/n	Description
1341	PEX Adapter, 1/2" PEX x 1/2" MIP fittings
1336	PEX Adapter, 1/2" PEX x 3/4" MIP fittings
1330	PEX Adapter, 1" PEX x 3/4" MIP fittings
1324	PEX Adapter, 1" PEX x 1" MIP fittings

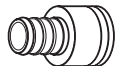
## PEX Adapter



For adapting copper pipe to Central PEX pipe.

p/n	Description
1337	PEX Adapter, 1/2" PEX x 1/2" sweat fittings
1331	PEX Adapter, 1" PEX x 1" sweat fittings
1348	PEX Adapter, 1/2" PEX x 1/2" FIP fittings

## Female Adapter



Adapts 1/2" copper pipe to 1/2" Central PEX pipe. Sweat end fits over copper pipe.

p/n	Description
6679	Female Adapter, 1/2" barb x 1/2" sweat fittings

## PEX Coupling



For coupling two Central PEX pipe ends.

p/n	Description
1339	PEX Coupling, 1/2"
1333	PEX Coupling, 1"

## PEX 90° Elbow



Brass 90° elbow for coupling two Central PEX pipe ends together.

p/n	Description
1340	PEX 90° Elbow, 1/2"
1334	PEX 90° Elbow, 1"

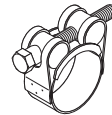
## PEX Tee



Brass tee for joining Central PEX pipe ends.

p/n	Description
1338	PEX Tee, 1/2"
1332	PEX Tee, 1"

## Central Boiler Clamp, 1"



Stainless steel 1" hose clamp.

p/n	Description
5978	Central Boiler Clamp, 1"

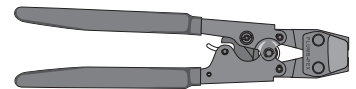
## PEX Crimp Ring / Crimp Tools



PEX Crimp Ring for PEX pipe. Crimp Tool (p/n 324) required for 1/2" crimp ring. Crimp Tool (p/n 145) required for 1" crimp ring.

p/n	Description
1342	PEX Crimp Ring, 1/2"
1335	PEX Crimp Ring, 1"
324	Crimp Ring Tool, 1/2"
145	Crimp Ring Tool, 1"


## Ratchet Crimp Tool



Tool for crimping 1" and 1/2" PEX Stainless Steel Clamp Crimp Rings to PEX pipe. Not for use with any other application.

p/n	Description
5925	Ratchet Crimp Tool

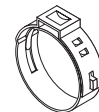
## Ratchet Cinch Tool



Compact, easy-to-use Ratchet Cinch Tool comes with handy carrying case and calibrating device. For use with 5927 and 5926 crimp rings.

p/n	Description
4472	Ratchet Crimp Tool

## PEX Stainless Steel Clamp Crimp Ring



For use with Central PEX pipe. Use Ratchet Crimp Tool (p/n 5925) to crimp or Ratchet Cinch Tool (p/n 4472) to cinch.

p/n	Description
5927	PEX Stainless Steel Clamp Crimp Ring, 1/2"
5926	PEX Stainless Steel Clamp Crimp Ring, 1"

# THERMOPEX, CENTRAL THERM, MANIFOLDS AND WATER-TO-WATER EXCHANGERS

## PEX Hanger



Half-moon, nail-in PEX Hanger for securing PEX piping. Available in two sizes.

p/n	Description
293	PEX Hanger, 1/2"
295	PEX Hanger, 1"

## ThermoPEX®



ThermoPEX is flexible pre-insulated piping consisting of two waterproof oxygen barrier PEX lines (supply and return) protected by polyurethane closed cell foam insulation and a thick, durable, waterproof polyethylene outer jacket. It is the ideal insulated piping for use with outdoor wood furnaces. Available with 1" Central PEX in 100-ft or 800-ft rolls, or with 1-1/4" PEX in a 300-ft roll.

p/n	Description
2441	ThermoPEX, 1", 100' Roll
2491	ThermoPEX, 1", 800' Roll
2492	ThermoPEX, 1-1/4", 300' Roll

## ThermoPEX Termination Cap



Fits snugly over each end to protect and seal the insulation from water.

p/n	Description
2443	ThermoPEX Cap, 1"
2494	ThermoPEX Cap, 1-1/4"

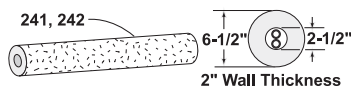
## ThermoPEX Coupling Kit



Twelve-inch rubber splice is used to join two ends of ThermoPEX together.

p/n	Description
2447	ThermoPEX Coupling Kit, 1"
2495	ThermoPEX Coupling Kit, 1-1/4"

## Central Therm® Insulation



Closed-cell, green polyethylene Central Therm Insulation for insulating water lines. Available in either 8-ft or 4-ft lengths.

p/n	Description
241	Central Therm Insulation, 8'
242	Central Therm Insulation, 4'

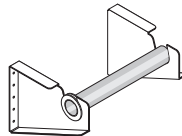
## Central Therm® Sleeve



Central Therm Sleeve slips over Central Therm Insulation to keep insulation dry and increase heat transfer efficiency, especially in the spring when ground water is high. Available in lengths from 100 to 800 feet.

p/n	Description
524	Central Therm Sleeve, 100'
525	Central Therm Sleeve, 200'
526	Central Therm Sleeve, 300'
527	Central Therm Sleeve, 500'
672	Central Therm Sleeve, 800'


## Central Therm Sleeve Dispenser



Handy dispenser holds all roll lengths of Central Therm Sleeve.

p/n	Description
506	Central Therm Sleeve Dispenser

## Manifold w/Valves



For use with 1/2" PEX pipe in radiant floor installations, the Manifold w/Valves is available in a 2- or 3-loop configuration. Manifold fittings are 1" copper sweat; valve fittings are 1/2" barbed.

p/n	Description
1349	Manifold w/Valves, 2-Loop
1329	Manifold w/Valves, 3-Loop
376	Copper Cap, 1"

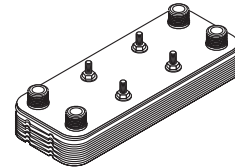
## Manifold w/o Valves



For use with 1/2" PEX pipe in radiant floor installations, the Manifold w/o Valves is available in a 2- or 3-loop configuration. Manifold fittings are 1" copper sweat; valve fittings are 1/2" barbed. Does not include valves or caps.

p/n	Description
1880	Manifold w/o Valves, 2-Loop
1885	Manifold w/o Valves, 3-Loop

## Plate Heat Exchanger



The Plate Heat Exchanger is a compact, high-performance, water-to-water, continuous flow heat exchanger with MPT ports. Units are 316L stainless, copper-brazed. MPN units include mounting studs and are marine-grade stainless, nickel-brazed (for use with pools and hot tubs).

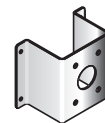
p/n	Description
5734	Plate Exchanger, 5 x 12-6, 3/4" Port
5744	Plate Exchanger, 5 x 12-30, 1" Port
5636	Plate Exchanger, 5 x 12-50, 1-1/4" Port
5637	Plate Exchanger, 5 x 12-70, 1-1/4" Port
5634	Plate Exchanger, 10 x 20-40, 1-1/2" Port
5635	Plate Exchanger, 10 x 20-50, 2" Port

### MPN Units\*

p/n	Description
5738	Plate Exchanger, MPN 5 x 12-10, 1" Port
5737	Plate Exchanger, MPN 5 x 12-16, 1" Port
5814	Plate Exchanger, MPN 5 x 12-20, 1-1/4" Port
5842	Plate Exchanger, MPN 5 x 12-24, 1-1/4" Port
5769	Plate Exchanger, MPN 5 x 12-30, 1-1/4" Port

\*MPN units are not recommended for use with salt chlorinated pools or hot tubs.

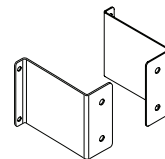
## Plate Mounting Bracket



Used to mount most 5" x 12" Plate Heat Exchangers (30 or less) with mounting studs to a wall or similar surface.

p/n	Description
5807	Plate Mounting Bracket

## Heat Exchanger Mounting Kit



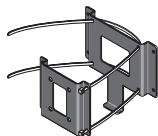
Used to mount most 5 x 12 Plate Heat Exchangers (40 or more) with mounting studs to a wall or similar surface. Includes two mounting brackets.

p/n	Description
9597	Heat Exchanger Mounting Kit



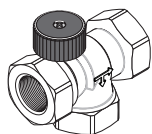
# WATER-TO-WATER EXCHANGERS

## Universal Heat Exchanger Mounting Kit



p/n Description  
1097 Universal Heat Exchanger Mounting Kit

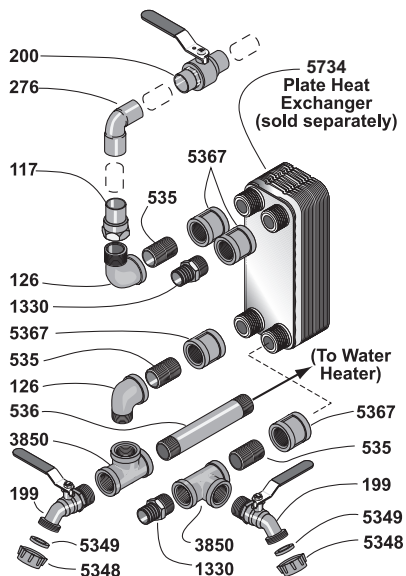
## Flow Check Valve



Used in hydronic heating to prevent ghost flow when the components are above the manifold. Can be installed horizontally or vertically.

p/n Description  
201 Flow Check Valve, 1" threaded

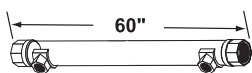
## Fittings Kit, Threaded



For domestic water heaters using Plate Heat Exchanger (p/n 5734).

p/n Description  
5640 Fittings Kit, threaded ports


## Water-to-Water Heat Exchanger, Shell & Tube



A water-to-water, continuous-flow heat exchanger used mainly for boiler applications. Side ports are 3/4" FIP; end ports are 1-1/2" FIP.

p/n Description  
151 Water-to-Water Heat Exchanger, Shell & Tube, 60"

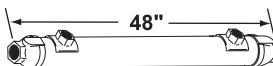
## Water-to-Water Heat Exchanger, Shell & Tube



A water-to-water, continuous-flow heat exchanger for commercial water heater applications. Side ports are 3/4" FIP; end ports are 1-1/2" FIP.

p/n Description  
148 Water-to-Water Heat Exchanger, Shell & Tube, 27"

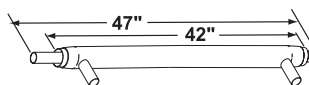
## Water-to-Water Heat Exchanger, Shell & Tube



A water-to-water, continuous-flow heat exchanger used mainly for boiler applications. Side ports are 1" FIP; end ports are 1-1/2" FIP.

p/n Description  
177 Heat Exchanger, Water-to-Water, Shell & Tube, 48"

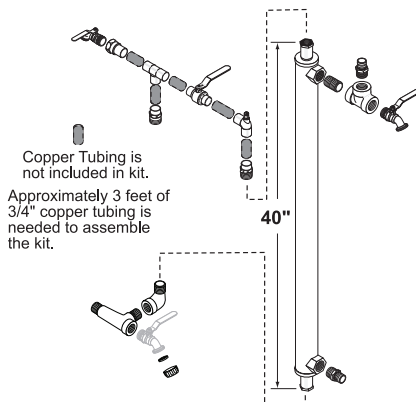
## Water-to-Water Heat Exchanger, Double Wall



The Water-to-Water, Double Wall Heat Exchanger is a water-to-water, domestic water heat exchanger with 3/4" copper sweat ports. Install on existing water heater for thermal circulating heat transfer.

p/n Description  
318 Heat Exchanger, Water-to-Water, Double Wall, 42"

## Water-to-Water Heat Exchanger & Fittings Kit



Install on existing domestic water heater for thermal circulating heat transfer. Side ports and end ports are 3/4" FIP. Fittings Kit is sold separately.

p/n Description  
591 Water-to-Water Heat Exchanger, 40"  
2053 Fittings Kit

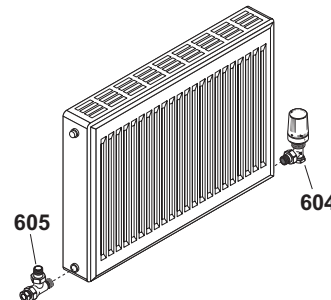
## Automatic Vent Valve



Vents air automatically. For use in pressurized systems only. Fitting is 1/8" NPT.

p/n Description  
286 Automatic Vent Valve

## Panel Radiators



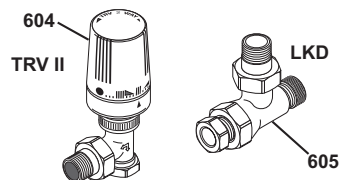
Type 21G Double Panel Single Convector and Type 22G Double Convector panel radiators in various sizes and Btu output. Valves (p/n 604, 605 are sold separately).

p/n	Baseboard Equivalent	Output (Btu/hr)	Fan Connector Equivalent
600	6 feet	3,100	6771
601	10 feet	5,000	6777, 6774, 6775
602	14 feet	7,200	6776, 6780
603	18 feet	10,000	6779, 6773

- No electricity required
- No thermostats
- Easy installation
- No extra pumps
- Includes mounting bracket and thread sealer

p/n Description  
600 Panel Radiator, 32" x 16"  
601 Panel Radiator, 35-1/2" x 24"  
602 Panel Radiator, 51-1/2" x 24"  
603 Panel Radiator, 55-1/4" x 24"

## Thermostatic Radiator Valves



Each valve body is threaded for nominal iron pipe threads and also comes with a compression nut and ferrule.

p/n Description  
604 TRV II Valve Body and Head, 1/2" Vertical  
605 LKD Valve Body with No Cap, 1/2" Preset Flow Rate

# CONNECTIONS, SOLDER AND FLUX


## Solder & Soldering Flux



Low melting-point solder for easier soldering. Soldering flux includes brush. Use for easier soldering of copper sweat fittings.

p/n	Description
1325	Solder
100	Soldering Flux (6 oz)

## Cleaning Brush



For cleaning the inside of copper fittings.

p/n	Description
378	Cleaning Brush, 3/4"
379	Cleaning Brush, 1"

## Hex Bushing



Hex bushing with national pipe threads (NPT).

p/n	Description
388	Hex Bushing, 1-1/4" x 3/4"
105	Hex Bushing, 1-1/2" x 3/4"
412	Hex Bushing, 1-1/4" x 1/2"
325	Hex Bushing, 3/4" x 1/2"
180	Hex Bushing, 3/4" x 1/8"
408	Hex Bushing, 1-1/2" x 1-1/4"

## Brass Hex Bushing



Brass NPT reducing bushing.

p/n	Description
385	Brass Hex Bushing, 1-1/2" x 3/4"
3851	Brass Hex Bushing, 1-1/4" x 3/4"
3042	Brass Hex Bushing, 1/2" x 1/8"

## Brass Pipe Union, FIP



Suggested for use with plate-style heat exchanger installations.

p/n	Description
5907	Brass Pipe Union, 3/4"
5908	Brass Pipe Union, 1"
5909	Brass Pipe Union, 1-1/4"

## Nipple



Extra-heavy male pipe thread (MPT) nipples. Nipple (p/n 118) is used with pumps and ball valves. Brass nipples must be used on stainless steel furnaces.

p/n	Description
118	Nipple, 3/4" x close
409	Nipple, 1-1/4" x close
314	Nipple, 1-1/2" x close
533	Nipple, 3/4" x 2"
534	Nipple, 3/4" x 7"
535	Nipple, Brass, 3/4" x 2"
536	Nipple, Brass, 3/4" x 7"

## Brass Hose Bib



Brass hose bib, 3/4" MPT.

p/n	Description
199	Brass Hose Bib, 3/4" MPT

## Tee, 3/4" NPT



Both Tees are 3/4" NPT. Black Tee (p/n 133) can be used for vent option near pump. Brass Tee (p/n 3850) can be used in domestic water situations.

p/n	Description
133	Tee, Black, 3/4" NPT
3850	Tee, Brass, 3/4" NPT

## Brass Tee, 3/4"



Brass Tee, 3/4" male x female x male. Mainly used for installing heat exchanger on water heater when push-fit fittings are used.

p/n	Description
9624	Tee, Brass, 3/4"

## Brass Offset Tee, 4"



Can be used in conjunction with the Temperature Gauge (p/n 174 or p/n 6054) for monitoring furnace supply water temperature, or may be used instead of Nipple (p/n 533) and 90° Street Elbow (p/n 274) on supply and/or return bung.

p/n	Description
6764	Brass Offset Tee, 4"

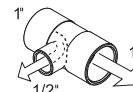
## Pipe Plug



Pipe Plug, MPT, black, unless noted.

p/n	Description
331	Pipe Plug, 3/4"
574	Pipe Plug, Brass 3/4"
336	Pipe Plug, 1-1/2"
383	Pipe Plug, 1-1/4"
6557	Pipe Plug, Brass 1/2"

## Diverter Tee



The diverter tee is an excellent sweat fitting used mainly with fan-forced heaters.

p/n	Description
6782	Diverter Tee, 1" x 1" x 1/2"

## Monoflo Copper Tee



Used to divert water into fan-forced heaters and radiators.

p/n	Description
4976	Copper Tee, 1" x 1" x 1/2"

## 45° Street Elbow



NPT 45° Street Elbow (black).

p/n	Description
124	45° Street Elbow, 3/4"

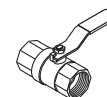
## 90° Street Elbow



90° Street Elbow in different sizes.

p/n	Description
411	90° Street Elbow, 1-1/4"
274	90° Street Elbow, 3/4"
126	90° Street Elbow, Brass, 3/4"

## Ball Valve

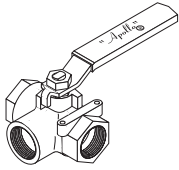


Brass FIP Ball Valve. The 3/4" Full Port Ball Valve (p/n 198) is used on both sides of the pump and on the furnace for each water line.

p/n	Description
186	Ball Valve, 1/2"
198	Ball Valve, 3/4" Full Port
410	Ball Valve, 1-1/4"

# VALVES, MANIFOLDS, STRAINERS, CONNECTIONS, ADAPTERS

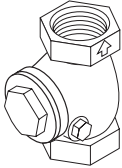
## 3-Way Valve



Manually operated, FIP, brass 3-Way Valve.

p/n	Description
330	3-Way Valve, Brass 3/4" FIP

## Brass Swing Check Valve



Brass Swing Check Valve with FIP fittings prevents reverse circulation.

p/n	Description
296	Brass Swing Check Valve, 3/4"
5871	Brass Swing Check Valve, 1-1/4"


## Cast Iron Manifold



Cast Iron Manifold features 1-1/2" FIP inlet and four 3/4" FIP outlets.

p/n	Description
407	Cast Iron Manifold

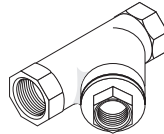
## Manifold



Manifold features two 1-1/4" fittings, six 3/4" FIP fittings and two 1-1/4" bungs (one at each end) for large building system. Manifold measures 3" x 3" x 33-1/2".

p/n	Description
395	Manifold

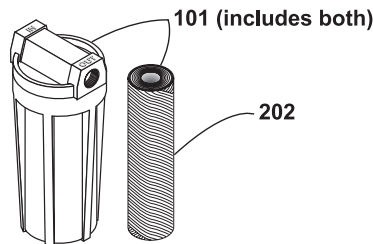
## Y-Strainer



Y-Strainer with 0.20 mesh and FIP fittings. Recommended when installing plate-style heat exchangers. For 3/4" Y-Strainer, use 1/2" Brass Pipe Plug (p/n 6557) for cleanout port. For 1" Y-Strainer, use 3/4" Brass Pipe Plug (p/n 574) for cleanout port.

p/n	Description
1695	Y-Strainer, 3/4" Brass
573	Y-Strainer, 1" Brass
1694	Y-Strainer, 1-1/4" Black

## Hot Filter & Cartridge



Hot Filter (#10) with cartridge, 3/4" FIP fittings.

p/n	Description
101	Hot Filter, 3/4" FIP
202	Cartridge, #10

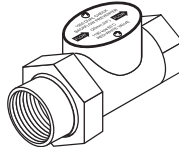
## Brass Coupling



Brass Coupling with 3/4" threaded fittings.

p/n	Description
5367	Brass Coupling, 3/4" thread

## Backflow Preventer



Used to protect water supplies from contamination.

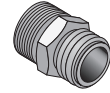
p/n	Description
8364	Backflow Preventer, 3/4"

## Female Adapter, 3/4" Hose



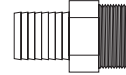
p/n	Description
4928	Brass Adapter, 3/4" female hose x 3/4" male pipe

## Male Adapter, 3/4" Hose



p/n	Description
4929	Brass Adapter, 3/4" male hose x 3/4" male pipe

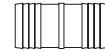
## Brass Male Adapter



Brass Male Adapter for 1-1/4" PEX pipe.

p/n	Description
380	Male Adapter, 1-1/4" barb x 1-1/4" MIP

## Brass Coupling



Brass Coupling for 1-1/4" PEX pipe.

p/n	Description
381	Brass Coupling, 1-1/4" barb x 1-1/4" barb

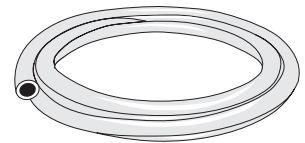
## Brass Elbow



Brass Elbow for 1-1/4" PEX pipe.

p/n	Description
382	Brass Elbow, 1-1/4" barb x 1-1/4" barb

## PEX 1-1/4" Pipe

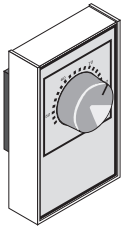


High-density, oxygen barrier, cross-link pipe, rated for 180°F and 100 psi. Each length should be insulated separately as two will not fit inside Central Therm insulation.

p/n	Description
5670	PEX 1-1/4" Pipe, 150'
386	PEX 1-1/4" Pipe, 300'

# THERMOSTATS, TRANSFORMERS, AQUASTATS

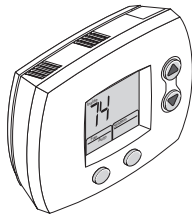
## Line Voltage Thermostat



Line Voltage Thermostat (110-volt) used to start the fan on forced-air systems.

p/n	Description
160	Line Voltage Thermostat

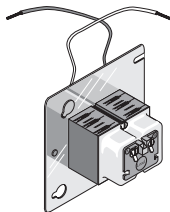
## Mercury Free 24-Volt Thermostat



Can be used in conjunction with zone valves, zone pumps and forced-air systems or used to operate 24-volt 3-way zone valves (requires 24-volt transformer).

p/n	Description
190	24-Volt Thermostat, Mercury Free

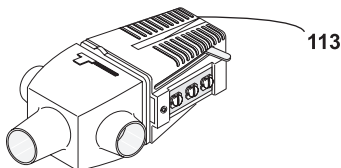
## 24-Volt Transformer



Used with 24-volt wall thermostat and 24-volt zone valves.

p/n	Description
188	24-Volt Transformer

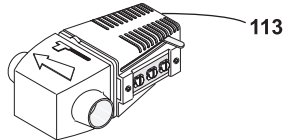
## 3-Way Zone Valve, 24-Volt



Used to bypass water for radiant floor heat, baseboard heat, swimming pool heaters, etc. (requires 24-volt transformer).

p/n	Description
114	3-Way Zone Valve, 24-Volt, 1" sweat fittings
127	3-Way Zone Valve, 24-Volt, 3/4" sweat fittings
113	Replacement Head

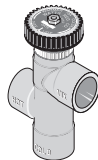
## 2-Way Zone Valve, 24-Volt



Used to bypass water for radiant floor heat, baseboard heat, swimming pool heaters, etc. (requires 24-volt transformer).

p/n	Description
671	2-Way Zone Valve, 24-Volt, 1" sweat fittings
571	2-Way Zone Valve, 24-Volt, 3/4" sweat fittings
113	Replacement Head

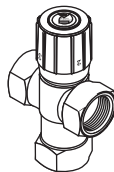
## Tempering Valve



Mixing valve for tempering hot water, with an adjustable temperature range between 120-160°F.

p/n	Description
163	Tempering Valve, 1/2" sweat fittings
140	Tempering Valve, 3/4" sweat fittings


## Thermostatic Mixing Valve



For controlling water temperature in radiant floor heat system or for reducing domestic hot water temperature. Temperature range 70°F - 145°F.

p/n	Description
306	Thermostatic Mixing Valve, 1/2" NPT fittings
309	Thermostatic Mixing Valve, 3/4" NPT fittings
307	Thermostatic Mixing Valve, 1" NPT fittings

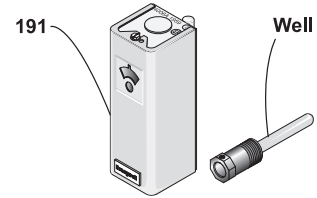
## Plug-In Thermostat



Plug-In Thermostat, 13.5-amp rated, 110-volt, is for operating fan.

p/n	Description
368	Plug-In Thermostat

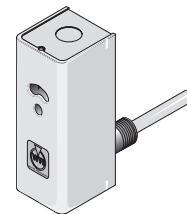
## Pool Aquastat



For controlling water temperature in pools, spas, etc., Pool Aquastat is immersible with a temperature range of 40-180°F in one-degree differential. With a pool or hot tub application, it is recommended to use a stainless steel well (p/n 1248). Well sold separately.

p/n	Description
191	Pool Aquastat, 1/2" NPT fitting
1247	Well, 1/2" NPT fitting
1248	Well, SS, 1/2" NPT fitting

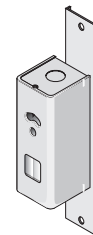
## Adjustable Aquastat, Immersible



Adjustable between 110-240°F, immersible, with 1/2" MPT fittings on well (either close on rise or open on rise). Recommended operating setting is between 165-195°F.

p/n	Description
169	Adjustable Aquastat

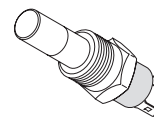
## Adjustable Aquastat, Surface Mount



For 1992 and older model Classic outdoor wood furnaces, this surface mounted aquastat is adjustable from 100-240°F.

p/n	Description
204	Adjustable Aquastat

## Fixed Aquastat, 175°F



Non-adjustable, immersible, with 1/2" MPT fitting.

p/n	Description
290	Fixed Aquastat, 175°F

# BASEBOARDS, COPPER CONNECTIONS

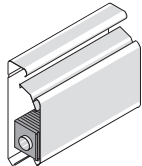
## Baseboard Joiner



Used to cover joints in continuous lengths of baseboard.

p/n	Description
230	Baseboard Joiner

## Baseboard, Complete



Each baseboard includes heating element and cover. Rated 610 Btu/ft at 180°F water temperature. Flow rate of 4 gal/min, 3/4" copper sweat fittings. End caps, joiners and corners sold separately.

p/n	Description
234	Baseboard, Complete, 2'
235	Baseboard, Complete, 3'
236	Baseboard, Complete, 4'
237	Baseboard, Complete, 5'
238	Baseboard, Complete, 6'

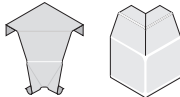
## Baseboard End Cap



Left or right Baseboard End Caps for radiant baseboard water heater.

p/n	Description
232	Baseboard End Cap, Left
233	Baseboard End Cap, Right

## Baseboard Corners



Inside and outside Baseboard Corner covers for radiant baseboard water heater.

p/n	Description
182	Baseboard Corner, Inside
183	Baseboard Corner, Outside

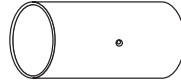
## 90° Street Elbow, 1" Copper



90° street elbow with 1" female sweat fitting on one end and 1" male sweat fitting on the other.

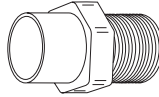
p/n	Description
103	Street Elbow, 1"

## Copper Coupling



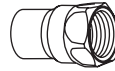
p/n	Description
146	Copper Coupling, 3/4" sweat x 3/4" sweat fittings
147	Copper Coupling, 1" sweat x 1" sweat fittings

## Male Adapter, Copper



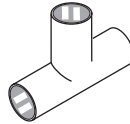
p/n	Description
116	Male Adapter, 3/4" sweat x 3/4" MIP fittings
120	Male Adapter, 1" sweat x 1" MPT fittings

## Female Adapter, Copper



p/n	Description
164	Female Adapter, 1" sweat x 3/4" FIP fittings
117	Female Adapter, 3/4" sweat x 3/4" FIP fittings

## Tee, Copper



p/n	Description
138	Tee, Copper Pipe, 1" x 1" x 1" sweat fittings
255	Tee, Copper Pipe, 3/4" x 3/4" x 3/4" sweat fittings

## Reducing Tee, Copper



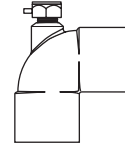
p/n	Description
178	Reducing Tee, 1-1/2" x 1" x 1" sweat fittings

## Copper End Cap



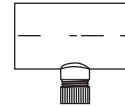
p/n	Description
376	Copper End Cap, 1" sweat fitting

## Vent Elbow, Copper



p/n	Description
372	Vent Elbow, 3/4" x 3/4" sweat fittings
112	Vent Elbow, 1" x 1" sweat fittings

## Drain Coupling, Copper



p/n	Description
373	Drain Coupling, Copper Pipe, 3/4" x 3/4" sweat fittings

## Reducer, Copper



p/n	Description
231	Reducer, Copper Pipe, 1" x 3/4" sweat fittings

## 90° Reducing Elbow, Copper



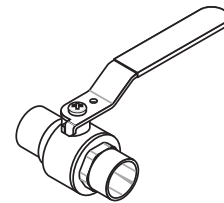
p/n	Description
123	90° Reducing Elbow, Copper Pipe, 1" x 3/4" sweat fittings

## 90° Elbow, Copper



p/n	Description
276	90° Elbow, Copper Pipe, 3/4" x 3/4" sweat fittings
277	90° Elbow, Copper Pipe, 1" x 1" sweat fittings

## Sweat Ball Valve



p/n	Description
200	Sweat Ball Valve, 3/4" x 3/4" sweat fittings

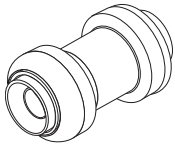
# PUSH-FIT FITTINGS

## Push-fit Fittings

Push-fit Fittings are designed to simplify pipe installation. The fittings allow the user to connect pipe in seconds with relative ease.

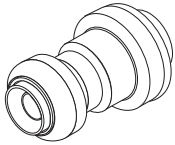
- Instant push-fit connection for increased ease-of-use.
- No soldering, clamps, unions or glue required.
- Fits copper tubing, CPVC, PEX and polybutylene piping, and connects all four types in any combination.

## Coupling, Straight



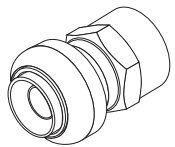
- | p/n | Description                     |
|-----|---------------------------------|
| 606 | Coupling, Straight, 1/2" x 1/2" |
| 607 | Coupling, Straight, 3/4" x 3/4" |
| 608 | Coupling, Straight, 1" x 1"     |

## Coupling, Reducing



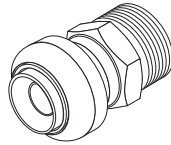
- | p/n | Description                   |
|-----|-------------------------------|
| 609 | Coupling, Reducing, 1" x 3/4" |

## Connector, Straight



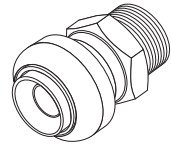
- | p/n | Description                           |
|-----|---------------------------------------|
| 610 | Connector, Straight, 1/2" x 1/2" FNPT |
| 611 | Connector, Straight, 1" x 1" FNPT     |

## Connector, Straight



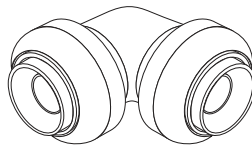
- | p/n | Description                         |
|-----|-------------------------------------|
| 612 | Connector, Straight, 1" x 3/4" MNPT |

## Connector, Straight



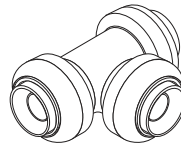
- | p/n  | Description                          |
|------|--------------------------------------|
| 9264 | Connector, Straight, 3/4" x 3/4" MIP |

## Elbow




- | p/n | Description    |
|-----|----------------|
| 613 | Elbow, 1" x 1" |

## Tee



- | p/n | Description       |
|-----|-------------------|
| 614 | Tee, 1" x 1" x 1" |

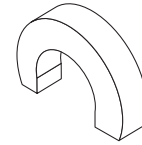
## Depth Gauge/Deburring Tool



Deburs pipe and used to mark pipe to indicate when the pipe is inserted completely into the fitting. One tool for 1/2", 3/4" and 1" pipe.

- | p/n | Description                |
|-----|----------------------------|
| 615 | Depth Gauge/Deburring Tool |

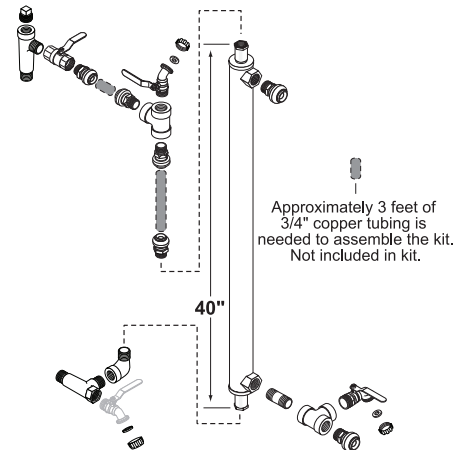
## Disconnect Clip



Used to disconnect push-fit fittings quickly and easily.

- | p/n | Description           |
|-----|-----------------------|
| 616 | Disconnect Clip, 1/2" |
| 617 | Disconnect Clip, 3/4" |
| 618 | Disconnect Clip, 1"   |

## Push-fit Fittings Water Heater Kit



Install on existing domestic water heater for thermal circulating heat transfer. Water-to-water heat exchanger is sold separately.

- | p/n  | Description                        |
|------|------------------------------------|
| 9263 | Push-fit Fittings Water Heater Kit |

# MAINTENANCE AND REPLACEMENT PRODUCTS

## Water Softener Cartridge



For single use in filling water jacket, Water Softener Cartridge has 5,000 grains of removal capacity. For average water with 10 grams hardness, will treat 500 gallons water. May also be connected together to increase removal capacity.

p/n	Description
1310	Water Softener Cartridge

## Corrosion Inhibitor Plus



Corrosion Inhibitor plus Polymer Solution helps protect exchangers and pumps against solids adhering to system parts. Refer to chart below for amounts used in each model furnace.

Models	Corrosion Inhibitor Amount
CL 4030	3/4 unit
CL 5036	1 unit
CL 6048	2 units
E-Classic	2-1/2 units
Pallet Burner	3 units
CL 7260	4 units
Maxim M175, M250	1/2 unit

p/n	Description
1650	Corrosion Inhibitor Plus

## Sludge Conditioner



Reduces mineral deposits in boiler side of water-to-water heat exchangers. Refer to chart below for amounts used in each model furnace.

Models	Sludge Conditioner Amount
CL 4030	1/2 gal.
CL 5036, CL 6048	1 gal.
CL 7260, Pallet Burner	2 gal.

p/n	Description
166	Sludge Conditioner, 1 gal.

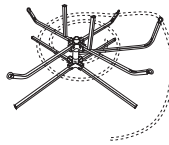
## Water Test Kit



Water Test Kits and replacement items for testing your furnace water. Complete kits include pH test strips.

p/n	Description
405	Water Test Kit, Complete
597	Water Test Kit, Complete, Anti-Freeze Compatible
153	Litmus Paper
403	Permanganate
404	Sulfuric Acid

## Decoiler



Useful when uncoiling and installing 1/2" tubing.

p/n	Description
1323	Decoiler

## Temperature Gauges



In-line, dial temperature gauge with 1/2" MPT (p/n 174) is optional for manifold, pool heater systems, etc. Gauge (p/n 6054) is 1/8" MPT, 1" diameter with 1" stem length, for use in tight areas.

p/n	Description
6054	Temp. Gauge, 1/8" MPT
174	Temp. Gauge, 1/2" MPT

## Black Silicone Adhesive, High Temperature



100% silicone adhesive.

p/n	Description
806	Black Silicone Adhesive, High Temperature, 10.1 oz

## Fuse & Socket



p/n	Description
4500	Fuse, 5-A
451	Socket, 5-A

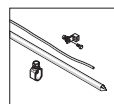
## Tile Tape



Recommended for taping Central Therm Insulation joints after gluing with contact cement.

p/n	Description
251	Tile Tape, roll


## Grounding Rod Kit



Used to electrically ground the furnace.

p/n	Description
6593	Grounding Rod Kit

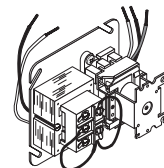
## Indoor Water Temperature Indicator Kit



Remote inline monitoring of water temperature (battery operated). Includes LCD, 75 feet of cord and probe.

p/n	Description
5052	Indoor Water Temperature Indicator Kit
133	Tee, Black, 3/4" NPT (not included)
180	Hex Bushing, 3/4" x 1/8" (not included)

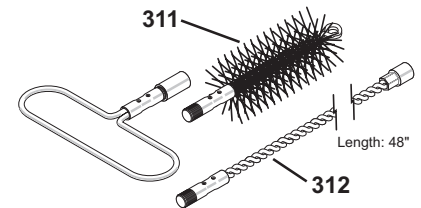
## Fan Center Relay



The Fan Center Relay is used to control a 110-volt fan with a 24-volt thermostat.

p/n	Description
515	Fan Center Relay

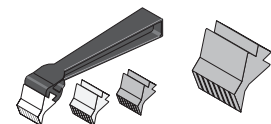
## Flue Brush & Handle



Used to clean the flue passageways. Flue Brush Kit (p/n 310) includes 311, 312 and handle. Not to be used for cleaning 6" or 8" chimney.

p/n	Description
310	Flue Brush Kit

## Fin Comb

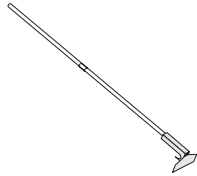


Tool with six interchangeable heads for straightening fins on water-to-air heat exchangers. For all units with 8, 9, 10, 11, 12 and 14 fins per inch.

p/n	Description
5918	Fin Comb

# MAINTENANCE AND REPLACEMENT PRODUCTS - CLASSIC AND PALLET BURNER


## Hoe



Used as a firebox maintenance tool, hoe comes with metal handle.

p/n	Description
308	Hoe

## Ash Shovel



Used for removing ashes from furnace.

p/n	Description
299	Ash Shovel

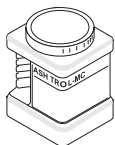
## Ash Rake



Long, metal-handled ash rake is used to pull coals forward and to stir ashes.

p/n	Description
300	Ash Rake

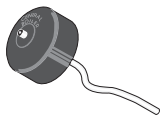
## Ashtrol



Used as a furnace firebox pH modifier.

p/n	Description
297	Ashtrol, 6.25 lbs

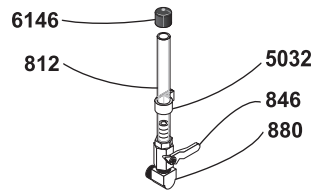
## Vent Cap - Classic Models



Replacement Vent Cap for Classic outdoor furnaces helps prevent water loss through the vent pipe.

p/n	Description
320	Vent Cap - Classic Models

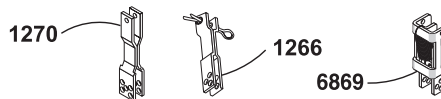
## Sight Gauge Components



Sight Gauge Components replace original components.

p/n	Description
812	Sight Gauge Tube, 9/16" OD x 3/8" ID
5032	Clip
846	Valve, 1/4"
880	Elbow, 1/4"
6146	Dust Cap

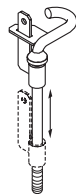
## Linkage



Linkage between the solenoid and damper control. Each linkage comes complete with cotter pins.

p/n	Description
1266	Linkage, All Linkage Models
1270	Linkage, Wire Loop Models
6869	Spring-Assisted Linkage, All Linkage Models

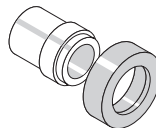
## Door Lock Kit



Prevents unauthorized access to the firebox.

p/n	Description
5575	Door Lock Kit, for steel-door CL 7260 and Pallet Burner
537	Door Lock Kit, for other Cam Loc models (including CL 7260 cast-iron door)


## Cam Latch/Cam Loc Bushings with Collar



Replacement bushings with collar.

p/n	Description
4326	Cam Loc Bushing/Collar for CL 4030/5036
4327	Cam Loc Bushing/Collar for CL 6048/Pallet Burner
4328	Cam Loc Bushing/Collar for CL 7260

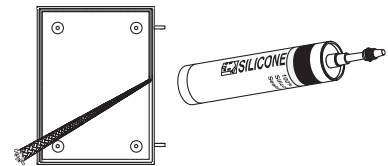
## Door Seal Rope



Sold either by the foot or in pre-cut lengths for specific model applications. Silicone is not included.

p/n	Description
809	Door Seal Rope, 3/4", priced per ft
338	Door Seal Rope, 1", priced per ft
359	Door Seal Rope, 3/4", 8' for CL 4030, 5036
360	Door Seal Rope, 3/4", 9' for CL 6048
361	Door Seal Rope, 1", 12' for CL 7260
367	Door Seal Rope, 1", 23' for Pallet Burner

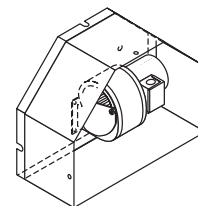
## Door Seal Kit



Kit includes Door Seal Rope cut to length and Black Silicone Adhesive.

p/n	Description
362	Door Seal Kit, for CL 4030, 5036
363	Door Seal Kit, for CL 6048
364	Door Seal Kit, for CL 7260
365	Door Seal Kit, for Pallet Burner

## Draft Inducer



Bolts to existing draft hood (fan included). Must use 5-amp fuse.

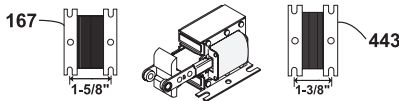
p/n	Application
400	Draft Inducer, Side Draft
500	Draft Inducer, Ripple Front Door
700	Draft Inducer, Flat Front Door
6494	Draft Inducer, CL 7260 Door
6576	Draft Inducer, CL 7260 Dual Fuel Cast Door (w/fuses)
5549	Draft Inducer, CL 7260 High-Output*
834	Draft Inducer Fan (only)

\*Do not use CL 7260 High-Output fan (p/n 5549) if a burner has been installed on the outdoor furnace.



# MAINTENANCE AND REPLACEMENT PRODUCTS - CLASSIC AND PALLET BURNER

## Solenoid



Because damper control solenoids are not interchangeable, check measurement and application dates carefully.

p/n	Description
167	Solenoid, 1-5/8" center-to-center bracket hole**
443	Solenoid, 1-3/8" center-to-center bracket hole***

\*\*Pre-June 2000  
\*\*\*After June 2000

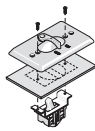
## High Limit Switch/Snap Disc



High Limit Switch (p/n 192) opens on temperature rise. Snap Discs are Dual Fuel replacement snap discs (p/n 5977 is the center disc).

p/n	Description
192	High Limit Switch, 190°F
4099	Snap Disc, 185-200°F
5712	Snap Disc, 145-160°F

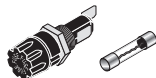
## Light Switch



Includes cover plate and seal.

p/n	Description
187	Light Switch

## Fuse Holder & Fuses



Various Fuses and Fuse Holder protect solenoid from overload. The 5-A fuse is for Dual Fuel models. The 1-A fuse is used with the door solenoid.

p/n	Description
1085	Fuse Holder
4501	Fuse, 3-A
6648	Fuse, 5-A
8470	Fuse, 1-A

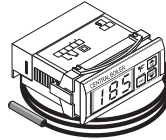
## Time Delay Relay



Replacement Time Delay Relay for Dual Fuel model furnaces.

p/n	Description
5775	Time Delay Relay

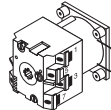
## Digital Temperature Controller



Replacement Digital Temperature Controller for Classic model outdoor furnaces only (after s/n 25151).

p/n	Description
4221	Digital Temperature Controller

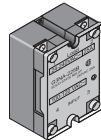
## Contact Block



Replacement Contact Block for Dual Fuel furnaces.

p/n	Description
6497	Contact Block

## Relay Kit, Solid State



Provides protection for Digital Temperature Controller (p/n 5947): CL-4030 models prior to s/n 63671, CL-5036 models prior to s/n 63649, CL-6048 models prior to s/n 63781, CL-7260 models prior to s/n 64398.

p/n	Description
4527	Relay Kit - Classic models
4528	Relay Kit - Dual Fuel Ready models (except CL 7260)
4756	Relay Kit - CL 7260 models

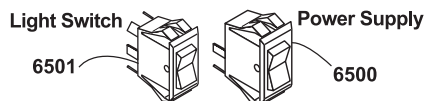
## Temperature Sensing Wire



Replacement Temperature Sensing Wire for furnaces with a Digital Temperature Controller (p/n 5947).

p/n	Description
727	Temperature Sensing Wire

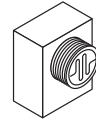
## Rocker Switch



Replacement Rocker Switches for furnaces.

p/n	Description
6500	Rocker Switch, Power Supply (on-off)
6501	Rocker Switch, Light Switch (on-off-on)

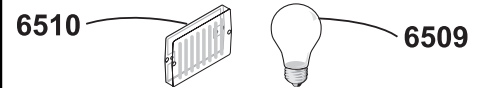
## Photoelectric Eye



Replacement Photoelectric Eye for furnaces.

p/n	Description
5998	Photoelectric Eye

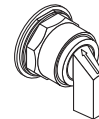
## Lens & Light Bulb



Replacement Lens and Light Bulb for furnaces.

p/n	Description
6510	Lens
6509	Light Bulb, 40 W

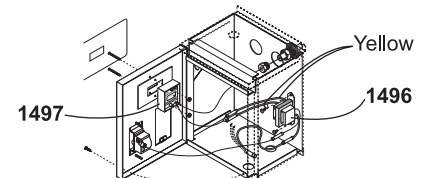
## Selector Switch



Replacement Selector Switch for Dual Fuel furnaces.

p/n	Description
6498	Selector Switch

## LED Temperature Display

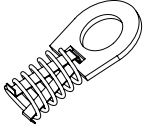


LED Temperature Display (on outdoor furnaces from s/n 13428 to s/n 25151) requires Transformer (p/n 1496) for converting 110-volt AC current to 12-volt DC current.

p/n	Description
1497	LED Temperature Display
1496	Transformer

# MAINTENANCE AND REPLACEMENT PRODUCTS - E-CLASSIC

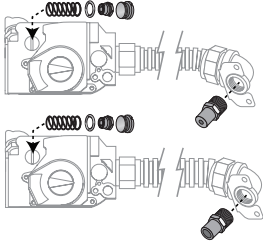
## Latch Spring Clip



Replacement latch spring clips for rear panels and Reaction Chamber panel.

p/n Description  
4357 Latch Spring Clip

## Natural Gas Conversion Kit



Converts E-Classic from propane to natural gas.

p/n Description  
8875 Natural Gas Conversion Kit

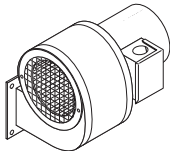
## Digital Temp Controller



Replacement digital temperature controller for E-Classic wood-only models.

p/n Description  
8320 Digital Temp Controller

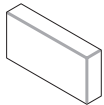
## Blower Fan



Replacement blower fan for E-Classic models.

p/n Description  
834 Blower Fan

## Firebrick



Replacement firebrick for E-Classic firebox. There are 18 firebricks of this size in the standard model and 17 in the dual fuel model. Dimensions: 9" x 4-1/2" x 1-1/4".

p/n Description  
8856 Firebrick

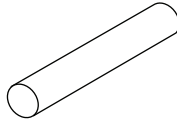
## Firebrick



Replacement firebrick for E-Classic firebox. There are 2 firebricks of this size in the standard model and dual fuel model. Dimensions: 4-1/2" x 4-1/2" x 1-1/4".

p/n Description  
8560 Firebrick

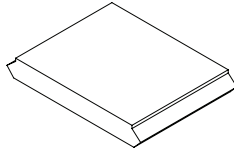
## Grate Rod



Replacement grate rod for E-Classic firebox.

p/n Description  
8354 Grate Rod

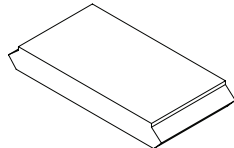
## Ceramic Refractory Gate - Front



Replacement ceramic refractory gate.

p/n Description  
8351 Ceramic Refractory Gate - Front

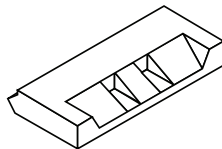
## Ceramic Refractory Gate - Rear



Replacement ceramic refractory gate.

p/n Description  
8366 Ceramic Refractory Gate - Rear

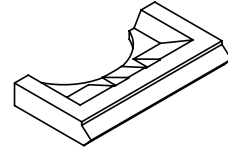
## Ceramic Refractory Gate - Left Center



Replacement ceramic refractory gates.

p/n Description  
8458 Ceramic Refractory Gate - Left Center

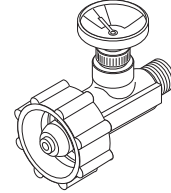
## Ceramic Refractory Gate - Right Center



Replacement ceramic refractory gates.

p/n Description  
8459 Ceramic Refractory Gate - Right Center

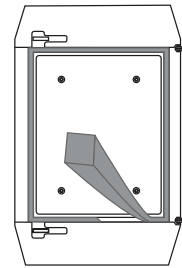
## Propane Shut-off with Level Indicator



Used to monitor propane in a small tank connected to E-Classic.

p/n Description  
4220 Propane Shut-off with Level Indicator

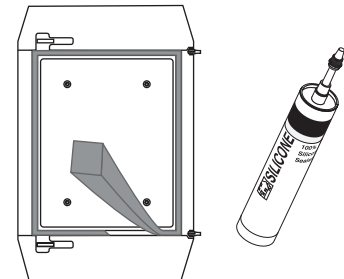
## Silicone Door Seal



Silicone adhesive is **not** included.

p/n Description  
8864 Silicone Door Seal, 3/4" x 3/4" Wide, per ft

## Door Seal Kit

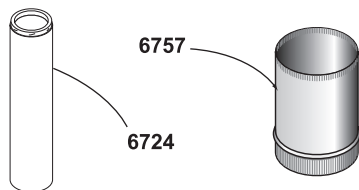


Kit includes Silicone Door Seal cut to length and Black Silicone Adhesive.

p/n Description  
8359 Door Seal Kit, Silicone, for E-Classic

# CHIMNEY COMPONENTS - CLASSIC, E-CLASSIC AND PALLET BURNER

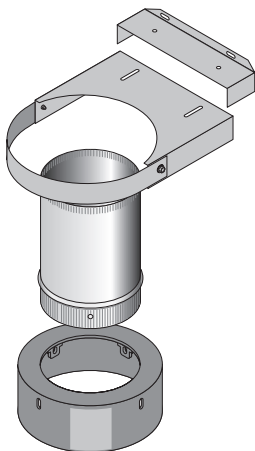
## Stainless Steel Chimney Sections



Type HT listed, factory-built, all stainless steel chimney section and tee. Sections are four feet long.

p/n	Description
6724	Chimney Extension, 4'
6757	Chimney Conversion Adapter, 8"

## Chimney Components



The Chimney Adapter Kit (p/n 6762) is used to convert CL 7260 and Pallet Burner models to the new chimney style (p/n 6724). The conversion will require the Chimney Adapter Kit (p/n 6762) and three Chimney Extensions (p/n 6724).

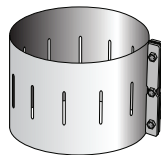
### Chimney Extension Components

p/n	Description
6762	Chimney Adapter Kit, 10" to 8", For Pallet Burner and CL 7260 models
6172	Elbow, 45-degree
6173	Chimney Section, 8" x 24" for Tower Installation

### Miscellaneous Chimney Components

p/n	Description
6165	Chimney Tee Cover, 10"
6751	Chimney Tee Cover, 8"

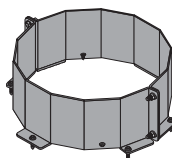
## 8" Chimney Band Clamp Kit



Reinforces strength between two sections of 8" chimney.

p/n	Description
4518	Chimney Band Clamp Kit, 8"

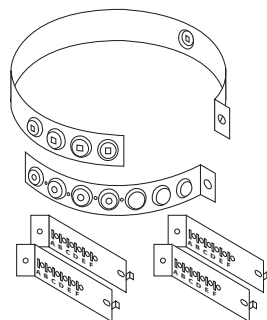
## 8" Chimney Base Brace Kit



Used to reinforce the chimney base when three or more chimney sections are used.

p/n	Description
4519	Chimney Base Brace Kit, 8"

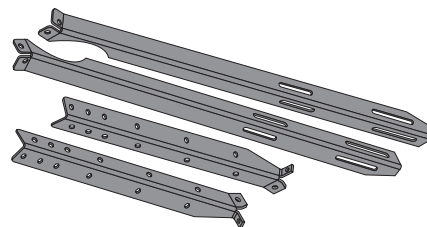
## Chimney Attachment Ring



Used with electrical conduit (not included) to reinforce chimney when five or more sections are used. Must be located directly below 8" Chimney Band Clamp (p/n 4518) to reduce stress on the joint.

p/n	Description
774	Chimney Attachment Ring

## Chimney Support Brace Kit



Reinforces strength of chimney support when several chimney sections are used. For use only with CL 4030, CL 5036 and CL 6048 models.

p/n	Description
4554	Chimney Support Brace Kit

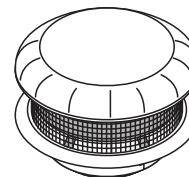
## 8" Chimney Guy-Wire Band Kit



Used to provide additional stability to chimneys in installations where property damage could occur within the fall zone of the chimney. Guy wire is not included in kit.

p/n	Description
778	Chimney Guy-Wire Band Kit

## Spark Arrestor

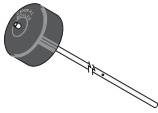


Stainless steel Spark Arrestor for the new-style chimney (p/n 6724).

p/n	Description
396	Spark Arrestor

# MAINTENANCE AND REPLACEMENT PRODUCTS - MAXIM

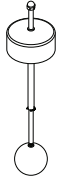
## Vent Cap



Replacement Vent Cap helps prevent water loss through the vent pipe and indicates water level. For M175 models only.

p/n	Description
319	Vent Cap - M175

## Vent Cap



Replacement Vent Cap helps prevent water loss through the vent pipe and indicates water level. For M250 models only.

p/n	Description
9220	Vent Cap - M250

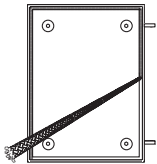
## Snap Disc



Replacement snap discs.

p/n	Description
4263	Snap Disc, 210-250°F, (Back Burn)
4099	Snap Disc, 185-200°F, (High Limit Water Jacket)

## Door Seal Rope/Chimney Transition Box Cover Seal Rope for Maxim



Rope may be used for door seal or chimney transition box cover seal (each requires a 5-ft section). Sold by the foot. Silicone is not included.

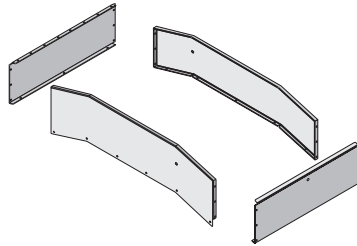
p/n	Description
809	Door Seal Rope, 3/4", priced per ft

## Insulation

Transition Box Service Kit includes insulation pieces for the chimney transition box.

p/n	Description
4337	Transition Box Service Kit
6287	Insulation, Door

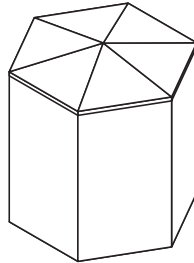
## Hopper Extension Kit



Increases hopper capacity by 3 bushels. For M175 models only.


p/n	Description
4536	Hopper Extension Kit - Green
4537	Hopper Extension Kit - Terra Brown

## 43-Bushel Hopper Kit



p/n	Description
6286	43-Bushel Hopper Kit

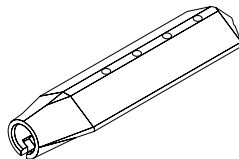
## Auxiliary Auger Kits for Maxim



Transfer auger for external hopper.

p/n	Description
5350	Auxiliary Auger Kit for Maxim, 6'
9250	Auxiliary Auger Kit for Maxim, 8'

## Aerator



The aerator supplies oxygen to the fuel for the most complete combustion.

p/n	Description
4998	Cast Aerator

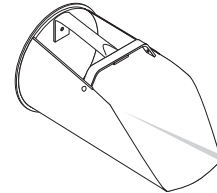
## 3/8" Cleaning Rod



Used to clean burn chamber.

p/n	Description
317	3/8" Cleaning Rod

## Ash Scoop



4-Quart galvanized Ash Scoop is ideal for cleaning ashes from furnace.

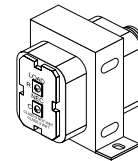
p/n	Description
315	Ash Scoop

## Round Pipe Caps



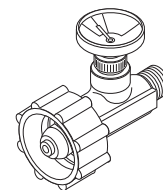
p/n	Description
332	3/4" Round Pipe Cap
333	1-1/4" Round Pipe Cap

## 24V Transformer



p/n	Description
4045	24V Transformer

## Propane Shut-off with Level Indicator

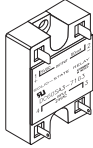


Used to monitor propane in a small tank connected to Maxim furnace.

p/n	Description
4220	Propane Shut-off with Level Indicator

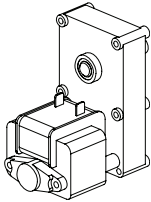
# MAINTENANCE AND REPLACEMENT PRODUCTS - MAXIM

## Fan Relay



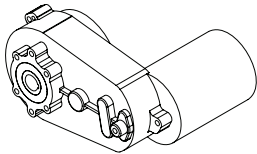
p/n 9504 Description Fan Relay

## Isolation Auger Motor



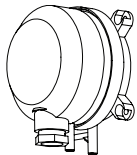
p/n 4836 Description Isolation Auger Motor, M250  
p/n 6255 Description Isolation Auger Motor, M175

## Burner Auger Motor



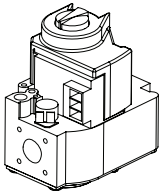
p/n 6253 Description Burner Auger Motor

## Air Proving Switch Upgrade Kit



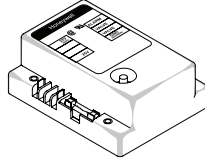
p/n 9268 Description Air Proving Switch Upgrade Kit

## Gas Burner Valve



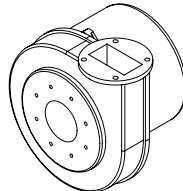
p/n 6256 Description Gas Burner Valve

## Gas Ignition Module



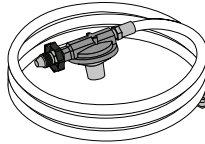
p/n 6257 Description Gas Ignition Module

## Combustion Fan



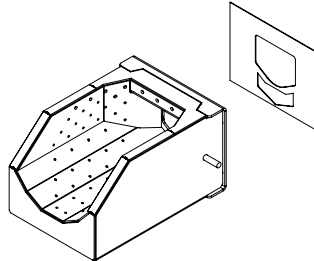
p/n 6254 Description Combustion Fan

## Gas Hose w/Regulator



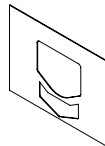
p/n 5567 Description Gas Hose w/Regulator

## Burn Chamber w/Gasket



p/n 4286 Description Burn Chamber w/Gasket, M175 models

## Burn Chamber Gasket Only



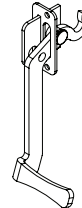
p/n 6179 Description Burn Chamber Gasket Only, M175 models

## Firebox Temp Sensor



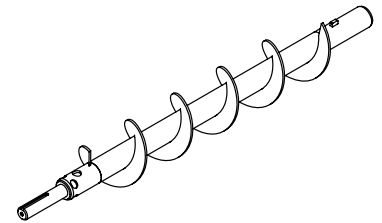
p/n 4288 Description Firebox Temp Sensor, M175  
p/n 9257 Description Firebox Temp Sensor, M250

## Door Latch



p/n 4417 Description Door Latch, Bottle Green  
p/n 4418 Description Door Latch, Terra Brown

## Burner Auger



p/n 9800 Description Burner Auger, M175  
p/n 9099 Description Burner Auger, M250

# CHIMNEY COMPONENTS - MAXIM

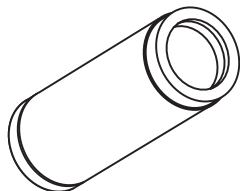
## Stainless Steel Chimney Sections



Type HT listed, factory-built, all stainless steel 6" chimney section. Sections are four feet long.

p/n	Description
6797	Chimney Extension, 4'

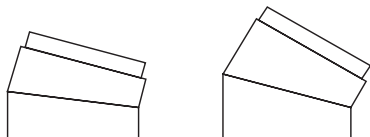
## Chimney Lengths



Three lengths of insulated chimney to obtain the required installation height. Feature a 1/8-turn Twist-Lock assembly.

p/n	Description
757	Chimney Length, 12"
758	Chimney Length, 24"
759	Chimney Length, 36"

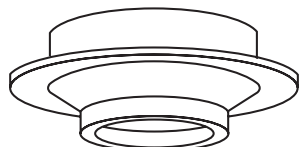
## Chimney Elbow



Allows an offset of a chimney to by-pass an obstacle. A maximum of two offsets (four elbows) is allowed.

p/n	Description
760	Chimney Elbow, 15°
761	Chimney Elbow, 30°

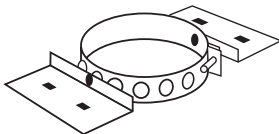
## Finishing Support



Supports chimney from a ceiling. Designed to connect the stove pipe to the flue extension (supplied).

p/n	Description
762	Finishing Support

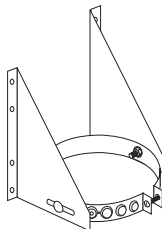
## Universal Roof Support



Adjustable to any roof pitch, designed to support chimney when chimney height exceeds loadbearing capacity of primary support.

p/n	Description
769	Universal Roof Support

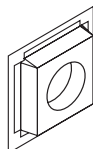
## Universal Offset/Wall Support



Supports chimney above the offset of a vertical wall or as a wall support above the insulated tee.

p/n	Description
770	Universal Offset/Wall Support

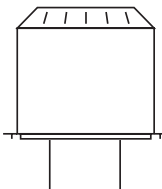
## Radiation Shield



Used where the chimney passes through a ceiling or exterior opening when insulation is required. Must be used in combination with an attic radiation shield when passing through an attic.

p/n	Description
764	Radiation Shield

## Attic Radiation Shield



Protects combustible materials when a chimney passes through an attic. Used with radiation shield in applications when chimney passes through an attic.

p/n	Description
763	Attic Radiation Shield

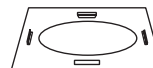
## Wall Radiation Shield



Designed for use when the chimney passes through a wall at an angle.

p/n	Description
771	Wall Radiation Shield

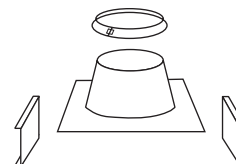
## Firestop



Used in combination with a radiation shield to provide additional protection when a chimney passes through combustible materials.

p/n	Description
765	Firestop

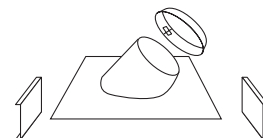
## Flashing, Flat Roof



Seals a chimney length when passing through a flat roof. Includes storm collar.

p/n	Description
766	Flashing, Flat Roof

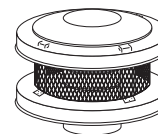
## Flashing, Adjustable Roof



Required for chimney installations passing through a roof peak. Available in two models for different roof pitches.

p/n	Description
767	Flashing, Adjustable Roof, 1/12 to 7/12 Pitch
754	Flashing, Adjustable Roof, 8/12 to 12/12 Pitch
768	Flashing, Adjustable Roof, 12/12 to 21/12 Pitch

## 6" Chimney Cap

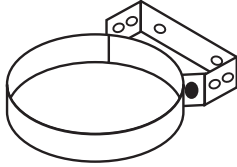


Cap for 6" chimney.

p/n	Description
777	Chimney Cap, 6"

# CHIMNEY COMPONENTS - MAXIM

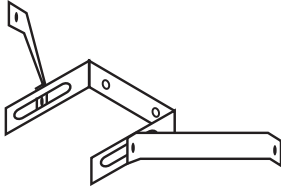
## Reinforced Wall Band



Intended primarily to stabilize chimney along exterior wall in areas subject to high winds. Use of these bands at 10' intervals is recommended.

**p/n**      **Description**  
772      Reinforced Wall Band

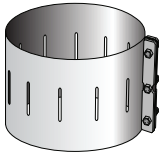
## Wall Band Extension



When used in combination with wall band, extends clearance between chimney's outer casing and the wall from 2" to 4".

**p/n**      **Description**  
773      Wall Band Extension

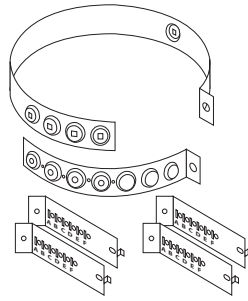
## 6" Chimney Band Clamp Kit



Reinforces strength between two sections of 6" chimney.

**p/n**      **Description**  
9535      Chimney Band Clamp Kit, 6"


## Chimney Attachment Ring



For use on an interior or exterior wall, stabilizes chimney while providing required clearance from combustible surface. Use of Chimney Attachment Rings at maximum intervals of 8' is recommended.

**p/n**      **Description**  
774      Chimney Attachment Ring

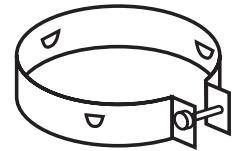
## Universal Roof Brace



For stabilizing a chimney extending from 5' to 9' beyond the roof, or when chimney is exposed to high winds. Includes tightening collar and adjustable legs.

**p/n**      **Description**  
775      Universal Roof Brace

## Guy-Wire Band



Attached to the outer casing of the chimney to hold three guy-wires (not included). Recommended for chimneys exceeding the roof by 5' to 13' maximum.

**p/n**      **Description**  
776      Guy-Wire Band

# NUMERICAL PARTS LIST

100	Soldering Flux (6 oz)	8	186	Ball Valve, 1/2"	8	380	Male Adapter, 1-1/4" barb x 1-1/4" MIP	9
101	Hot Filter, 3/4" FIP	9	187	Light Switch	15	381	Brass Coupling, 1-1/4" barb x 1-1/4" barb	9
102	Heat Exchanger Coil, 95k Btu	2	188	24-Volt Transformer	10	382	Brass Elbow, 1-1/4" barb x 1-1/4" barb	9
103	Street Elbow, 1"	11	1880	Manifold w/o Valves, 2-Loop	6	383	Pipe Plug, 1-1/4"	8
105	Hex Bushing, 1-1/2" x 3/4"	8	1885	Manifold w/o Valves, 3-Loop	6	385	Brass Hex Bushing, 1-1/2" x 3/4"	8
106	Heat Exchanger Coil, 100k Btu	2, 3	190	24-Volt Thermostat, Mercury Free	6	3850	Tee, Brass, 3/4" NPT	8
107	Heat Exchanger Coil, 125k Btu, straight outlets	2, 3	191	Pool Aquastat, 1/2" NPT fitting	10	3851	Brass Hex Bushing, 1-1/4" x 3/4"	8
108	Heat Exchanger Coil, 140k Btu	2, 3	192	High Limit Switch, 190°F	15	386	PEX 1-1/4" Pipe, 300'	9
1085	Fuse Holder	15	194	Pump Flange Kit, 1"	5	388	Hex Bushing, 1-1/4" x 3/4"	8
109	Heat Exchanger Coil, 80k Btu	2	195	PEX Pipe Cutter	4	395	Manifold	9
1097	Universal Heat Exchanger Mounting Kit	7	198	Ball Valve, 3/4" Full Port	8	396	Spark Arrestor	17
110	Heat Exchanger Coil, 185k Btu	2	199	Brass Hose Bib, 3/4" MPT	8	400	Draft Inducer, Side Draft	14
111	Heat Exchanger Coil, 220k Btu	2	200	Sweat Ball Valve, 3/4" x 3/4" sweat fittings	11	403	Perrmanganate	13
112	Vent Elbow, 1" x 1" sweat fittings	11	201	Flow Check Valve, 1" threaded	7	404	Sulfuric Acid	13
113	Replacement Head	10	202	Cartridge, #10	9	405	Water Test Kit, Complete	13
114	3-Way Zone Valve, 24-Volt, 1" sweat fittings	10	203	Blower & Motor, 1/15-hp.	3	407	Cast Iron Manifold	9
116	Male Adapter, 3/4" sweat x 3/4" MIP fittings	11	204	Adjustable Aquastat	10	408	Hex Bushing, 1-1/2" x 1-1/4"	8
117	Female Adapter, 3/4" sweat x 3/4" FIP fittings	11	2053	Fittings Kit	7	409	Nipple, 1-1/4" x close	8
118	Nipple, 3/4" x close	8	208	Blower & Motor, 1-hp	3	4099	Snap Disc, 185-200°F	15
119	Pump Flange Kit, 3/4"	4	219	Replacement Cartridge, 011 Series Pumps	4	410	Ball Valve, 1-1/4"	8
120	Male Adapter, 1" sweat x 1" MPT fittings	11	222	Replacement Cartridge, 006 Series Pumps	4	411	90° Street Elbow, 1-1/4"	8
123	90° Reducing Elbow, Copper Pipe, 1" x 3/4" sweat fittings	11	224	"Free Floating" Flange Kit, 3/4"	4	412	Hex Bushing, 1-1/4" x 1/2"	8
124	45° Street Elbow, 3/4"	8	225	Isolation Flange Kit, 1-1/4"	4	413	Taco 007 Priority Pump	4
1247	Well, 1/2" NPT fitting	10	226	Isolation Flange with Drain Valve, 3/4"	4	415	Transition	3
1248	Well, SS, 1/2" NPT fitting	10	230	Baseboard Joinder	11	416	Transition	3
126	90° Street Elbow, Brass, 3/4"	8	231	Reducer, Copper Pipe, 1" x 3/4" sweat fittings	11	4220	Propane Shut-off with Level Indicator	16
1266	Linkage, All Linkage Models	14	232	Baseboard End Cap, Left	11	4221	Digital Temperature Controller	15
127	3-Way Zone Valve, 24-Volt, 3/4" sweat fittings	10	233	Baseboard End Cap, Right	11	4326	Cam Loc Bushing/Collar for CL 4030/5036	14
1270	Linkage, Wire Loop Models	14	234	Baseboard, Complete, 2"	11	4327	Cam Loc Bushing/Collar for CL 6048/Pallet Burner	14
1272	Pump Flange Kit, 1-1/4"	4	235	Baseboard, Complete, 3"	11	4328	Cam Loc Bushing/Collar for CL 7260	14
1280	Fan Motor	2	236	Baseboard, Complete, 4"	11	4357	Latch Spring Clip	16
1302	Central PEX 1" Pipe, 10' straight section, 5 per bag	5	237	Baseboard, Complete, 5"	11	443	Solenoid, 1-3/8" center-to-center bracket hole	15
1303	Central PEX 1" Pipe, 10' straight section, 20 per bag	5	238	Baseboard, Complete, 6"	11	4472	Ratchet Crimp Tool	5
1310	Water Softener Cartridge	13	241	Central Therm Insulation, 8"	6	4500	Fuse, 5-A	13
1311	Central PEX 1" Pipe, 100'	5	242	Central Therm Insulation, 4"	6	4501	Fuse, 3-A	15
1312	Central PEX 1" Pipe, 200'	5	2441	ThermoPEX, 1", 100' Roll	6	451	Socket, 5-A	13
1313	Central PEX 1" Pipe, 300'	5	2443	ThermoPEX Cap, 1"	6	4518	Chimney Band Clamp Kit, 8"	17
1314	Central PEX 1" Pipe, 500'	5	2447	ThermoPEX Coupling Kit, 1"	6	4519	Chimney Base Brace Kit, 8"	17
1320	Central PEX 1/2" Pipe, 300'	5	2491	ThermoPEX, 1", 800' Roll	6	4527	Relay Kit - Classic models	15
1321	Central PEX 1/2" Pipe, 500'	5	2492	ThermoPEX, 1-1/4", 300' Roll	6	4528	Relay Kit - Dual Fuel Ready models (except CL 7260)	15
1322	Central PEX 1/2" Pipe, 1000'	5	2494	ThermoPEX Cap, 1-1/4"	6	4554	Chimney Support Brace Kit	17
1323	Decoiler	13	2495	ThermoPEX Coupling Kit, 1-1/4"	6	4756	Relay Kit - CL 7260 models	15
1324	PEX Adapter, 1" PEX x 1" MIP fittings	5	251	Tile Tape, roll	13	4928	Brass Adapter, 3/4" female hose x 3/4" male pipe	9
1325	Solder	8	255	Tee, Copper Pipe, 3/4" x 3/4" x 3/4" sweat fittings	11	4929	Brass Adapter, 3/4" male hose x 3/4" male pipe	9
1329	Manifold w/Valves, 3-Loop	6	274	90° Street Elbow, 3/4"	8	4976	Monoflo Copper Tee	8
133	Tee, Black, 3/4" NPT	8, 13	276	90° Elbow, Copper Pipe, 3/4" x 3/4" sweat fittings	11	500	Draft Inducer, Ripple Front Door	14
1330	PEX Adapter, 1" PEX x 3/4" MIP fittings	5	277	90° Elbow, Copper Pipe, 1" x 1" sweat fittings	11	5032	Clip	14
1331	PEX Adapter, 1" PEX x 1" sweat fittings	5	286	Automatic Vent Valve	7	5052	Indoor Water Temperature Indicator Kit	13
1332	PEX Tee, 1"	5	287	Heat Exchanger Coil, 50k Btu	2	506	Central Therm Sleeve Dispenser	6
1333	PEX Coupling, 1"	5	290	Fixed Aquastat, 175°F	10	515	Fan Center Relay	13
1334	PEX 90° Elbow, 1"	5	293	PEX Hanger, 1/2"	6	524	Central Therm Sleeve, 100'	6
1335	PEX Crimp Ring, 1"	5	295	PEX Hanger, 1"	6	525	Central Therm Sleeve, 200'	6
1336	PEX Adapter, 1/2" PEX x 3/4" MIP fittings	5	296	Brass Swing Check Valve, 3/4"	9	526	Central Therm Sleeve, 300'	6
1337	PEX Adapter, 1/2" PEX x 1/2" sweat fittings	5	297	Ashtray, 6.25 lbs	14	527	Central Therm Sleeve, 500'	6
1338	PEX Tee, 1/2"	5	299	Ash Shovel	14	533	Nipple, 3/4" x 2"	8
1339	PEX Coupling, 1/2"	5	300	Ash Rake	14	534	Nipple, 3/4" x 7"	8
1340	PEX 90° Elbow, 1/2"	5	301	Air Handler Cabinet (36" x 20" x 23") for heat exchanger coils from 100k-140k Btu and 1/4-hp Blower & Motor	3	535	Nipple, Brass, 3/4" x 2"	8
1341	PEX Adapter, 1/2" PEX x 1/2" MIP fittings	5	303	Air Handler Cabinet (39" x 25" x 28") for heat exchanger coils from 185k-220k Btu and 1-hp Blower & Motor	3	536	Nipple, Brass, 3/4" x 7"	8
1342	PEX Crimp Ring, 1/2"	5	3042	Brass Hex Bushing, 1/2" x 1/8"	8	5367	Brass Coupling, 3/4" thread	9
1348	PEX Adapter, 1/2" PEX x 1/2" FIP fittings	5	306	Thermostatic Mixing Valve, 1/2" NPT fittings	10	537	Door Lock Kit, for other Cam Loc models (including CL 7260 cast-iron door)	14
1349	Manifold w/Valves, 2-Loop	6	307	Thermostatic Mixing Valve, 1" NPT fittings	10	542	O-Ring Set	4
138	Tee, Copper Pipe, 1" x 1" x 1" sweat fittings	11	308	Hoe	14	5549	Draft Inducer, CL 7260 High-Output	14
140	Tempering Valve, 3/4" sweat fittings	10	309	Thermostatic Mixing Valve, 3/4" NPT fittings	10	556	Power Supply Cord, 32"	4
145	Crimp Ring Tool, 1"	5	310	Fine Brush Kit	13	5575	Door Lock Kit, for steel-door CL 7260 and Pallet Burner	14
146	Copper Coupling, 3/4" sweat x 3/4" sweat fittings	11	314	Nipple, 1-1/2" x close	8	5634	Plate Exchanger, 10 x 20-40, 1-1/2" Port	6
147	Copper Coupling, 1" sweat x 1" sweat fittings	11	318	Heat Exchanger, Water-to-Water, Double Wall, 42"	7	5635	Plate Exchanger, 10 x 20-50, 2" Port	6
148	Water-to-Water Heat Exchanger, Shell & Tube, 27"	7	320	Vent Cap - Classic Models	14	5636	Plate Exchanger, 5 x 12-50, 1-1/4" Port	6
1496	Transformer	15	321	Space Heater Cabinet	3	5637	Plate Exchanger, 5 x 12-70, 1-1/4" Port	6
1497	LED Temperature Display	15	322	Fan	2	5640	Fittings Kit, threaded ports	7
151	Water-to-Water Heat Exchanger, Shell & Tube, 60"	7	323	Transition	2	5642	Brass Clamp Fittings, 1"	5
153	Litmus Paper	13	324	Crimp Ring Tool, 1/2"	5	5643	Brass Clamp Fittings, 1-1/4"	5
154	Blower & Motor, 1/4-hp.	3	325	Hex Bushing, 3/4" x 1/2"	8	5670	PEX 1-1/4" Pipe, 150'	9
160	Line Voltage Thermostat	10	330	3-Way Valve, Brass 3/4" FIP	9	571	2-Way Zone Valve, 24-Volt, 3/4" sweat fittings	10
163	Tempering Valve, 1/2" sweat fittings	10	331	Pipe Plug, 3/4"	8	5712	Snap Disc, 145-160°F	15
164	Female Adapter, 1" sweat x 3/4" FIP fittings	11	336	Pipe Plug, 1-1/2"	9	573	Y-Strainer, 1" Brass	9
1650	Corrosion Inhibitor Plus	13	338	Door Seal Rope, 1", priced per ft.	14	5734	Plate Exchanger, 5 x 12-6, 3/4" Port	6
166	Sludge Conditioner, 1 gal.	13	353	Louvers, fit Heat Exchanger Coil (p/n 111)	3	5737	Plate Exchanger, MPN 5 x 12-16, 1" Port	6
167	Solenoid, 1-5/8" center-to-center bracket hole	15	354	Louvers, fit Heat Exchanger Coil (p/n 108)	3	5738	Plate Exchanger, MPN 5 x 12-20, 1" Port	6
169	Adjustable Aquastat	10	355	Louvers, fit Heat Exchanger Coil (p/n 106)	3	574	Pipe Plug, Brass 3/4"	8
1694	Y-Strainer, 1-1/4" Black	9	359	Door Seal Rope, 3/4", 8' for CL 4030, 5036	14	5744	Plate Exchanger, 5 x 12-30, 1" Port	6
1695	Y-Strainer, 3/4" Brass	9	360	Door Seal Rope, 3/4", 9' for CL 6048	14	5769	Plate Exchanger, MPN 5 x 12-30, 1-1/4" Port	6
170	Replacement Cartridge, 007 Series Pumps	4	361	Door Seal Rope, 1", 12' for CL 7260	14	5775	Time Delay Relay	15
171	Taco 007 Pump	4	362	Door Seal Kit, for CL 4030, 5036	14	5807	Plate Mounting Bracket	6
172	Replacement Cartridge, 009 Series Pumps	4	363	Door Seal Kit, for CL 6048	14	5814	Plate Exchanger, MPN 5 x 12-20, 1-1/4" Port	6
173	Taco 009 Pump	4	364	Door Seal Kit, for CL 7260	14	5842	Plate Exchanger, MPN 5 x 12-24, 1-1/4" Port	6
174	Temp. Gauge, 1/2" MPT	13	365	Door Seal Kit, for Pallet Burner	14	5871	Brass Swing Check Valve, 1-1/4"	9
175	Taco 006 Pump	4	366	Door Seal Kit, for Pallet Burner	14	5907	Brass Pipe Union, 3/4"	8
176	Taco 014 Pump	4	367	Door Seal Rope, 1", 23' for Pallet Burner	14	5908	Brass Pipe Union, 1"	8
177	Heat Exchanger, Water-to-Water, Shell & Tube, 48"	7	368	Door Seal Rope, 1", 23' for Pallet Burner	14	5909	Brass Pipe Union, 1-1/4"	8
178	Reducing Tee, 1-1/2" x 1" x 1" sweat fittings	11	372	Vent Elbow, 3/4" x 3/4" sweat fittings	11	591	Water-to-Water Heat Exchanger, 40"	7
179	Replacement Cartridge, 014 Series Pumps	4	373	Drain Coupling, Copper Pipe, 3/4" x 3/4" sweat fittings	11	5918	Fin Comb	13
180	Hex Bushing, 3/4" x 1/8"	8	376	Copper Cap, 1"	6, 11	5925	Ratchet Crimp Tool	5
182	Baseboard Corner, Inside	11	378	Cleaning Brush, 3/4"	8	5926	PEX Stainless Steel Clamp Crimp Ring, 1"	5
183	Baseboard Corner, Outside	11	379	Cleaning Brush, 1"	8	5927	PEX Stainless Steel Clamp Crimp Ring, 1/2"	5
						597	Water Test Kit, Complete, Anti-Freeze Compatible	13



## NUMERICAL PARTS LIST (CONT.)

5978	Central Boiler Clamp, 1"	5
5998	Photoelectric Eye	15
600	Panel Radiator, 32" x 16"	7
601	Panel Radiator, 35-1/2" x 24"	7
602	Panel Radiator, 51-1/2" x 24"	7
603	Panel Radiator, 55-1/4" x 24"	7
604	TRV II Valve Body and Head, 1/2" Vertical	7
605	LKD Valve Body with No Cap, 1/2" Preset Flow Rate	7
6054	Temp. Gauge, 1/8" MPT	13
606	Coupling, Straight, 1/2" x 1/2"	12
607	Coupling, Straight, 3/4" x 3/4"	12
608	Coupling, Straight, 1" x 1"	12
609	Coupling, Reducing, 1" x 3/4"	12
610	Connector, Straight, 1/2" x 1/2" FNPT	12
611	Connector, Straight, 1" x 1" FNPT	12
612	Connector, Straight, 1" x 3/4" MNPT	12
613	Elbow, 1" x 1"	12
614	Tee, 1" x 1" x 1"	12
6146	Dust Cap	14
615	Depth Gauge/Deburring Tool	12
616	Disconnect Clip, 1/2"	12
6165	Chimney Tee Cover, 10"	17
617	Disconnect Clip, 3/4"	12
6172	Elbow, 45-degree	17
6173	Chimney Section, 8" x 24" for Tower Installation	17
618	Disconnect Clip, 1"	12
6494	Draft Inducer, CL 7260 Door	14
6497	Contact Block	15
6498	Selector Switch	15
6500	Rocker Switch, Power Supply (on-off)	15
6501	Rocker Switch, Light Switch (on-off-on)	15
6509	Light Bulb, 40 W	15
6510	Lens	15
6557	Pipe Plug, Brass 1/2"	8
6576	Draft Inducer, CL 7260 Dual Fuel Cast Door (w/fuses)	14
6593	Grounding Rod Kit	13
6648	Fuse, 5-A	15
6679	Female Adapter, 1/2" barb x 1/2" sweat fittings	5
671	2-Way Zone Valve, 24-Volt, 1" sweat fittings	10
672	Central Therm Sleeve, 800'	6
6724	Chimney Extension, 4"	17
6751	Chimney Tee Cover, 8"	17
6757	Chimney Conversion Adapter, 8"	17
6762	Chimney Adapter Kit, 10" to 8", For Pallet Burner and CL 7260 models	17
6764	Brass Offset Tee, 4"	8
6771	Myson Whispa 50 Kickspace Hydronic Heater	4
6773	Myson Whispa II Kickspace 9000 Hydronic Heater	4
6774	Myson Whispa II 5000 Hydronic Heater	3
6775	Myson Whispa II Hydronic Heater	4
6776	Myson Lo-Line LL 6-4 Hydronic Heater	3
6777	Myson Hi-Line HL 7-4 Hydronic Heater	3
6778	Myson Slim-Line SL 60 Hydronic Heater	3
6779	Myson CSU 15M Hydronic Heater	3
6780	Myson Whispa II Kickspace 5000 Hydronic Heater	4
6782	Diverter Tee, 1" x 1" x 1/2"	8
6869	Spring-Assisted Linkage, All Linkage Models	14
700	Draft Inducer, Flat Front Door	14
704	Heat Exchanger Coil, 125k Btu, 90' outlets	2
727	Temperature Sensing Wire	15
774	Chimney Attachment Ring	17
778	Chimney Guy-Wire Band Kit	17
806	Black Silicone Adhesive, High Temperature, 10.1 oz	13
809	Door Seal Rope, 3/4", priced per ft	14
812	Sight Gauge Tube, 9/16" OD x 3/8" ID	14
8320	Digital Temp Controller	16
834	Draft Inducer Fan (only)	14
8351	Ceramic Refractory Grate - Front	16
8354	Grate Rod	16
8359	Door Seal Kit, Silicone, for E-Classic	14
8364	Backflow Preventer, 3/4"	9
8366	Ceramic Refractory Grate - Rear	16
8458	Ceramic Refractory Grate - Left Center	16
8459	Ceramic Refractory Grate - Right Center	16
846	Valve, 1/4"	14
8470	Fuse, 1-A	15
848	Motor Frame	2
849	Transition	2
851	Fan Blades	2
8560	Firebrick	16
880	Elbow, 1/4"	14
8856	Firebrick	16
8864	Silicone Door Seal	16
8875	Natural Gas Conversion Kit	16
9263	Push-fit Fittings Water Heating Kit	12
9264	Connector, Straight, 3/4" x 3/4" MIP	12
9597	Heat Exchanger Mounting Kit	6
9624	Tee, Brass, 3/4"	8

### MAXIM PARTS

315	Ash Scoop	18
317	3/8" Cleaning Rod	18
319	Vent Cap - M175	18
3214	Air Proving Switch	19
332	3/4" Round Pipe Cap	18
333	1-1/4" Round Pipe Cap	18
4045	24V Transformer	18
4099	Snap Disc, 185-200 F	18
4220	Propane Shut-off with Level Indicator	18
4263	Snap Disc, 210-250 F	18
4286	Burn Chamber w/Gasket	19
4288	Firebox Temp Sensor, M175	19
4337	Transition Box Service Kit	18
4417	Door Latch, Bottle Green	19
4418	Door Latch, Terra Brown	19
4536	Hopper Extension Kit - Green	18
4537	Hopper Extension Kit - Terra Brown	18
4836	Isolation Auger Motor, M250	19
4998	Cast Aerator	18
5350	Auxiliary Auger Kit for Maxim, 6'	18
5567	Gas Hose w/Regulator	19
6179	Burn Chamber Gasket Only	19
6253	Burner Auger Motor	19
6254	Combustion Fan	19
6255	Isolation Auger Motor, M175	19
6256	Gas Burner Valve	19
6257	Gas Ignition Module	19
6286	43-Bushel Hopper Kit	18
6287	Insulation, Door	18
6797	Chimney Extension, 4'	20
754	Flashing, Adjustable Roof, 8/12 to 12/12 Pitch	20
757	Chimney Length, 12"	20
758	Chimney Length, 24"	20
759	Chimney Length, 36"	20
760	Chimney Elbow, 15°	20
761	Chimney Elbow, 30°	20
762	Finishing Support	20
763	Attic Radiation Shield	20
764	Radiation Shield	20
765	Firestop	20
766	Flashing, Flat Roof	20
767	Flashing, Adjustable Roof, 1/12 to 7/12 Pitch	20
768	Flashing, Adjustable Roof, 12/12 to 21/12 Pitch	20
769	Universal Roof Support	20
770	Universal Offset/Wall Support	20
771	Wall Radiation Shield	20
772	Reinforced Wall Band	21
773	Wall Band Extension	21
774	Chimney Attachment Ring	21
775	Universal Roof Brace	21
776	Guy-Wire Band	21
777	Chimney Cap, 6"	20
809	Door Seal Rope, 3/4", priced per ft	18
9099	Burner Auger, M250	19
9220	Vent Cap - M250	18
9250	Auxiliary Auger Kit for Maxim, 8'	18
9257	Firebox Temp Sensor, M250	19
9268	Air Proving Switch Upgrade Kit	19
9504	Fan Relay	19
9535	Chimney Band Clamp, 6"	21
9800	Burner Auger, M175	19

# DEFINITIONS

## ASTM

American Society for Testing and Materials. Publishes standard specifications for terminology, labeling, testing and production.

## British Thermal Unit (Btu)

The British thermal unit is a unit of measure equal to the amount of heat necessary to raise the temperature of one pound of water one degree Fahrenheit.

## Conduction

A process of heat transfer whereby heat moves through a material or between two materials that are in direct contact with each other.

## Convection

The transfer of heat by movement of a liquid or a gas. **Natural Convection** is a result of movement caused by changes in density as temperature changes within a fluid medium such as a liquid or a gas. **Forced Convection** is the result of mechanical force moving a fluid or gas.

## Crimp

An insert fitting for Central PEX tubing. A crimp requires a crimp ring or clamp of comparable quality.

## Cross-Linking

A chemical process that changes the molecular structure of a plastic material by linking otherwise independent hydrocarbon chains. Cross-Linking creates a three-dimensional network of hydrocarbons.

## Differential Temperature ( $\Delta T$ )

The difference in temperature between two opposing masses used to describe the potential that exists for heat transfer.

## FIP

Female iron pipe thread.

## FPT

Female American National Taper Pipe Thread.

## HDPE

Abbreviation for high-density polyethylene.

## Head Pressure

The pressure available at the outlet side of a pump, or inlet side of a flow-conducting system. It is expressed in feet of head, which is the height of a column of water that can be supported by a pump against standard atmospheric pressure.

## Heating Load

The amount of energy (in Btu/hr) required for space heating.

## Heat Loss

The transfer of heat from a contained space to the atmosphere surrounding it. Heat loss is the result of thermal conductivity through walls, windows, roofs and other building envelope components, as well as infiltration losses due to the exchange of inside air with outside air.

## Infiltration Losses

The loss of heat energy due to infiltration which is expressed in Btu/hr. Infiltration losses are calculated from the air changes per hour, differential indoor/outdoor temperature and the heat carrying capability of the lost air.

## Mean Radiant Temperature

The average temperature of all the surfaces in a room.

## MPT

Male American National Taper Pipe Thread.

## NPT

American National Taper Pipe Thread is a standard thread used in the US.

## PE

Abbreviation for polyethylene.

## Perimeter Area

Describes the first four feet around the exposed perimeter of the slab.

## PEX

Abbreviated for cross-linked polyethylene.

## Pressure Loss

The loss of fluid pressure between any two points in a flow-conducting system, expressed in pounds per square inch (psi). The loss of pressure is caused by friction against the tubing walls and is further influenced by the tubing size, length and texture of the inside wall of the tube, fittings, valves and other components. Pressure loss is also influenced by the temperature and viscosity of the fluid.

## R-Value

A measure of a material's ability to resist the flow of heat. R-Value is expressed in Btu/hr/ft<sup>2</sup> and calculated by the formula  $1/U=R$ .

## Radiation

The process in which energy in the form of rays of light or heat is transferred from body to body without heating the intermediate air acting as the transfer medium.

## Sweat Fitting

Soldered copper pipe fitting.

## Upward Load

The amount of Btu•hr required to overcome the envelope losses of the room.

## Under-Slab Insulation

The amount of insulation (expressed in R-Value) under the interior area of the slab.

## Thermal Conductivity (K)

A property of materials that indicates the amount of heat (in Btu) that penetrates one square foot of a uniform material one inch thick in one hour for each degree Fahrenheit difference in temperature between the surfaces. It is expressed in Btu/(hr/ft<sup>2</sup>/°F). The thermal conductivity of PEX is 0.22 Btu/(hr/ft<sup>2</sup>/°F).

## Thermal Mass

Any material used to store heat energy or the affinity for heat energy.

## U-Value

The capability of a material to transfer heat. Used to describe the conductance of a material or composite of materials in construction. U-Value is expressed in Btu/hr/ft<sup>2</sup> and is the inverse function of R-Value.

## Velocity

The speed of fluid at a specific flow, expressed in feet per second (fps or ft/sec).

## Zone

An area of a radiant panel served by one or more loops, and individually controlled (either manually or automatically).

# SAMPLE PARTS LIST and ORDER LIST

## Sample Parts List for Forced-Air Heating System

QTY.	P/N	DESCRIPTION
1		Central Boiler Outdoor Wood Furnace
1	107	Heat Exchanger Coil, 125k Btu
1	591	Side-Arm Heat Exchanger Kit
1	2053	Fittings Kit
1	171	Taco 007 Pump
1	224	Isolation Flange Kit, 3/4"
1	190	24-Volt Thermostat
1	198	Ball Valve, 3/4"
1	118	Nipple, 3/4" x close
1	296	Brass Swing Check Valve, 3/4"
6	1330	PEX Adapter, 1" PEX x 3/4" MIP
6	1333	PEX Coupling, 1"
6	1334	PEX 90° Elbow, 1"
30	5926	PEX Stainless Steel Clamp Crimp Ring, 1"
1	2441	100' ThermoPEX Pipe, 1"
1	1302	Central PEX 1" Pipe, five 10' straight sections
1	2443	ThermoPEX Cap, 1"
1	6593	Grounding Rod Kit
1	556	Power Supply Cord, 32"
2	1650	Corrosion Inhibitor Plus
1	297	Ashtrol, 6.25 lb
1	299	Ash Shovel
1	300	Ash Rake
1	308	Hoe

Rev. 8/07

## Sample Parts List for Additional Buildings

QTY.	P/N	DESCRIPTION
1	323	Transition
1	322	Fan
1	106	Heat Exchanger Coil, 100k Btu
1	171	Taco 007 Pump
1	224	Isolation Flange Kit, 3/4"
1	160	Line Voltage Thermostat
1	198	Ball Valve, 3/4"
4	1334	PEX 90° Elbow, 1"
8	1330	PEX Adapter, 1" PEX x 3/4" MIP
30	5926	PEX Stainless Steel Clamp Crimp Ring, 1"
1	199	Brass Hose Bib, 3/4" MPT
1	133	Black Tee, 3/4" NPT
1	556	Power Supply Cord, 32"
1	296	Brass Swing Check Valve, 3/4"
1	118	Nipple, 3/4" x close
2	6764	Brass Offset Tee, 4"

Rev. 8/07

